

# one piece table tops

## one piece table tops available with:

one grommet centered

two grommets located 24" on center from each end

## grommet orientation:

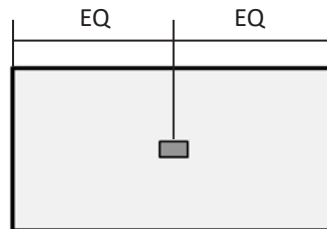
horizontal (parallel to length of table)

vertical (perpendicular to length of table)

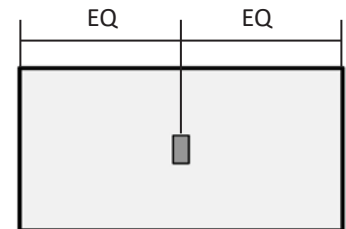
## grommet placement:

grommets are always located centered on the depth of the table top

## center grommet



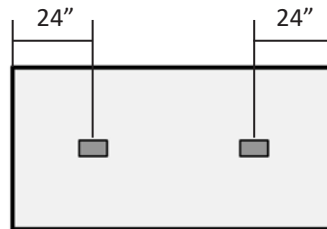
CH



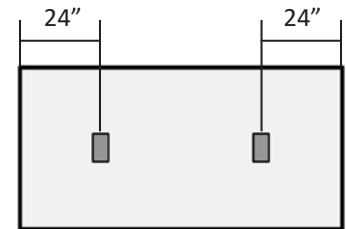
CV

## end left and end right grommet

\*not available on 72" long tables



EH



EV

All dimensions are to the center of the grommet cutout.

Not all grommets are available in all locations. See grommet location options on pages 5-15.

When a grommet location interferes with a base, the base may need to be notched, see pages 5-15 for notch requirements. OP-CONF-NOTCH is \$361 per location.

A wire management access door may be needed when grommets are located inside a base.

For specific information and pricing on grommets, table tops and bases available, please see the Tables Pricebook and the Electrical Pricebook.

# two piece table tops

## two piece table tops available with:

one grommet centered

two grommets located 24" on center from each end  
two grommets located in the middle of each top section

## grommet orientation:

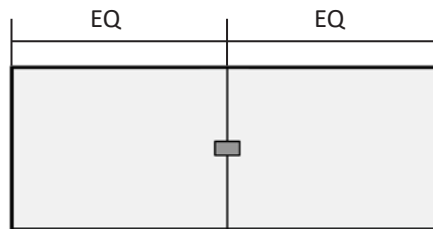
horizontal (parallel to length of table)

vertical (perpendicular to length of table)

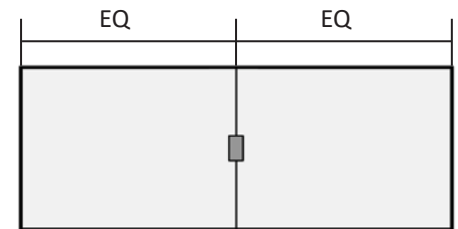
## grommet placement:

grommets are always located centered on the depth of the table top

## center grommet




CH




CV

## end left and end right grommet

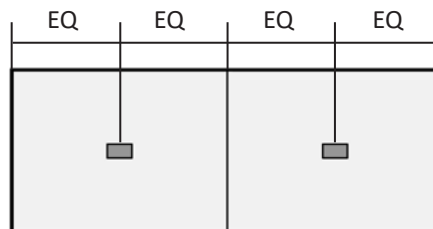


EH

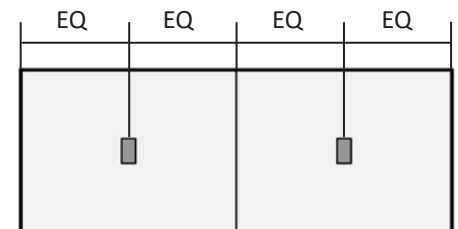


EV

## middle left and middle right grommet



MH



MV

All dimensions are to the center of the grommet cutout.

Not all grommets are available in all locations. See grommet location options on pages 5-15.

When a grommet location interferes with a base, the base may need to be notched, see pages 5-15 for notch requirements. OP-CONF-NOTCH is \$361 per location.

A wire management access door may be needed when grommets are located inside a base.

For specific information and pricing on grommets, table tops and bases available, please see the Tables Pricebook and the Electrical Pricebook.

# three piece table tops

## three piece table tops available with:

- one grommet centered
- two grommets located 24" on center from each end
- two grommets located on the seams
- two grommets located in the middle of each end section
- three grommets located in the middle of each top section

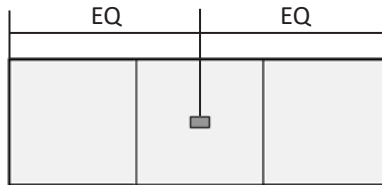
### grommet orientation:

- horizontal (parallel to length of table)
- vertical (perpendicular to length of table)

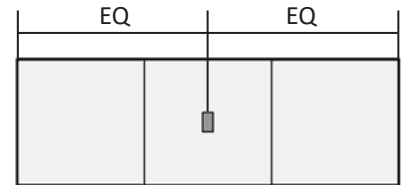
### grommet placement:

- grommets are always located centered on the depth of the table top

## center grommet




CH




CV

## end left and end right grommet

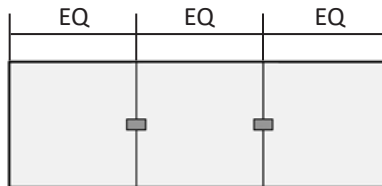


EH

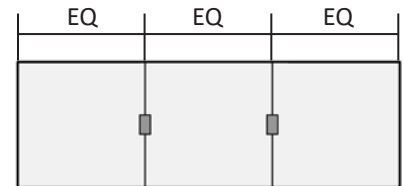


EV

## seam left and seam right grommet

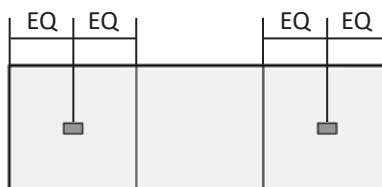


SH

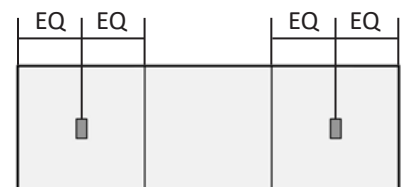


SV

## 3 piece middle left and middle right grommet



PH



PV

All dimensions are to the center of the grommet cutout.

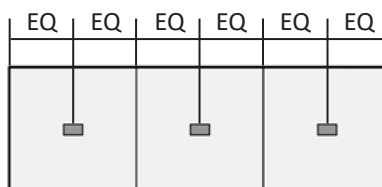
Not all grommets are available in all locations. See grommet location options on pages 5-15.

When a grommet location interferes with a base, the base may need to be notched, see pages 5-15 for notch requirements. OP-CONF-NOTCH is \$361 per location.

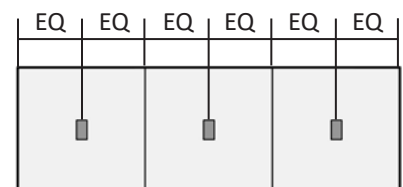
A wire management access door may be needed when grommets are located inside a base.

For specific information and pricing on grommets, table tops and bases available, please see the Tables Pricebook and the Electrical Pricebook.

## middle of each piece grommet



TH



TV