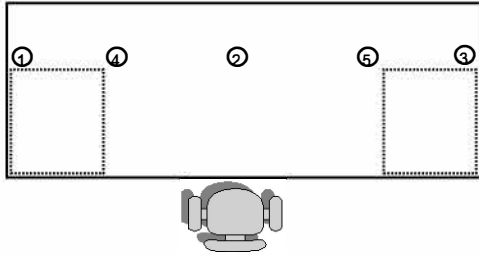


Grommet Location Guide

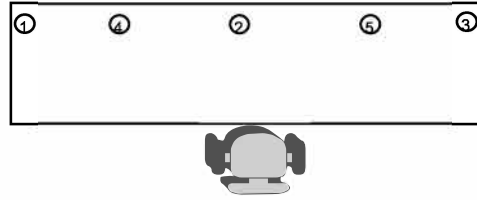
Please specify grommet locations using the guide below.

To add a grommet to any unit, use OPT-GRO-1 for \$37 per grommet to add a standard 2.5" black grommet, or OPT-GRO-6 for \$50 to add an upgraded 2.5" stainless steel grommet.

Desk

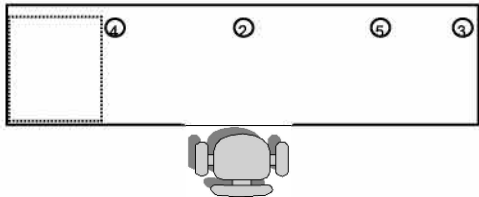


Credenza Shell or Return Shell

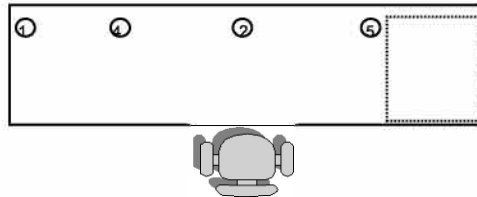


- Add OPT-GROPASS for \$69 for a pass-through grommet near the top of the modesty panel.

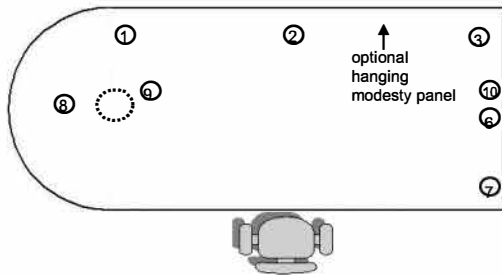
Left Pedestal Return or Credenza



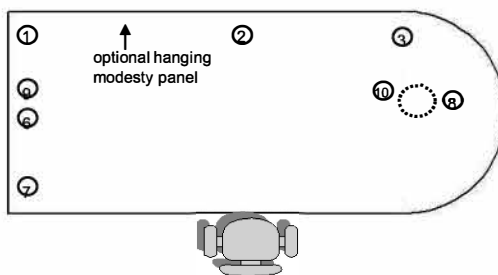
Right Pedestal Return or Credenza



Peninsula Desk Left Post (connect to Right Return)



Peninsula Desk Right Post (connect to Left Return)

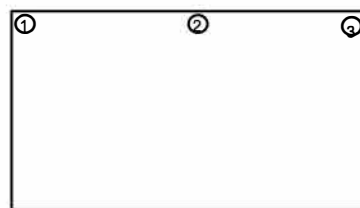


- Add OPT-GROPASS for \$69 for a pass-through grommet near the top of the modesty panel.

Modesty Panel



End Panel



- Some grommet locations will not be available due to a pedestal being placed directly behind the modesty or end panel.