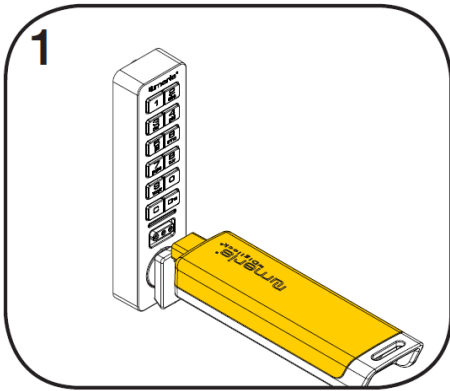
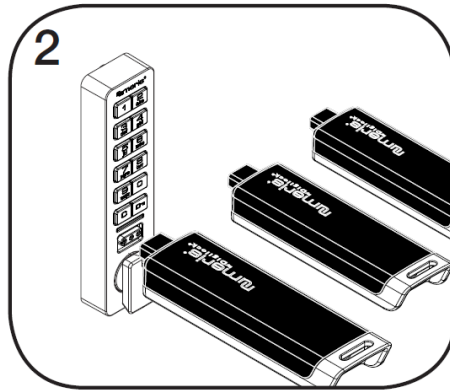


Locks are shipped with factory default settings (only operates by pressing **C** **0π**). Each lock must be set up to operate with a Programming Key and Manager Keys.

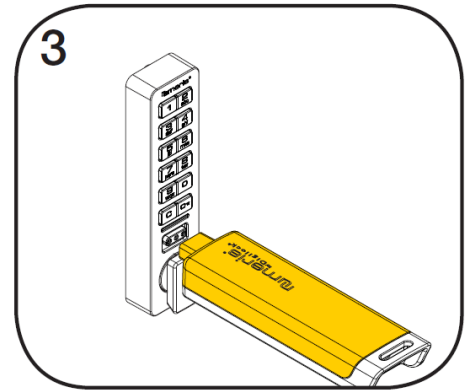
### 1. To setup your digilocks, select one locker and follow steps 1 through 3 below:



Insert the Programming Key. A two-tone beep will be heard and the LED will flash.



While the LED is flashing, insert one Manager Key at a time. A beep will be heard for each Manager Key programmed.

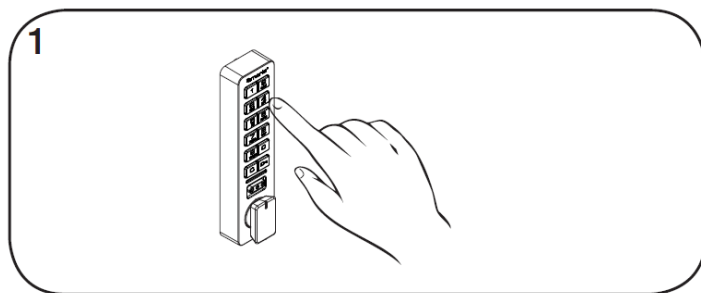


Insert the Programming Key. A two-tone beep will be heard and the LED will turn off.

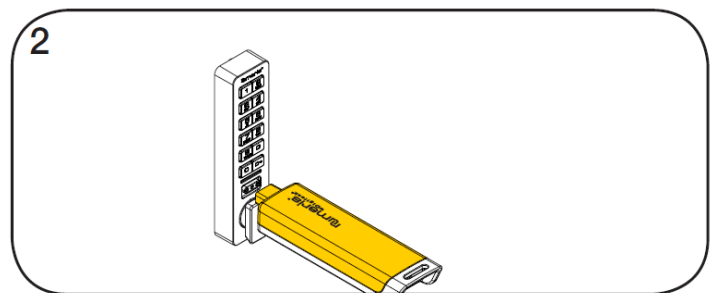
### 2. Start with that same locker and then move to all others.

#### Express Register Manager Keys

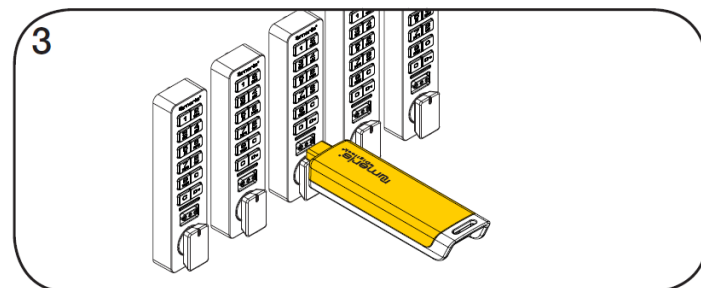
The Programming Key can quickly program multiple locks to operate with the same Manager Keys.



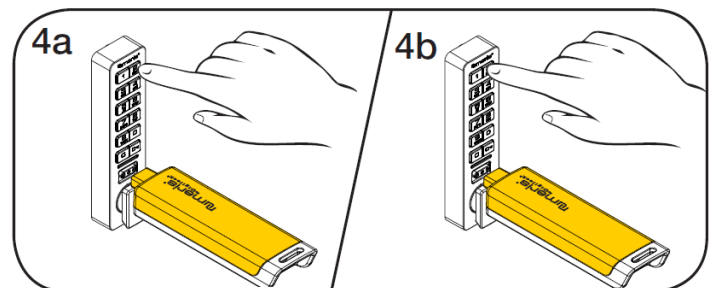
Go to a lock already programmed to operate with the Manager Keys. Press **C** **0π** **6** **1** **0π**. The LED will flash.



While the LED is flashing, insert the Programming Key. A two-tone beep will be heard and the LED will turn off.

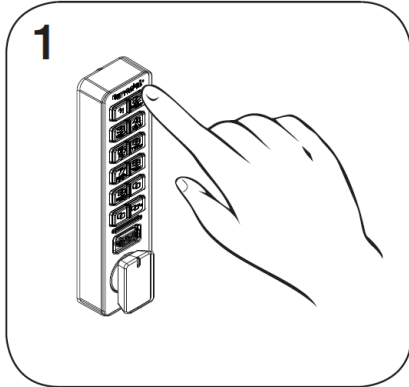


Insert the Programming Key to program each lock to operate with the same Manager Keys. Two sets of two-tone beeps will be heard and the LED will flash twice to indicate successful programming.

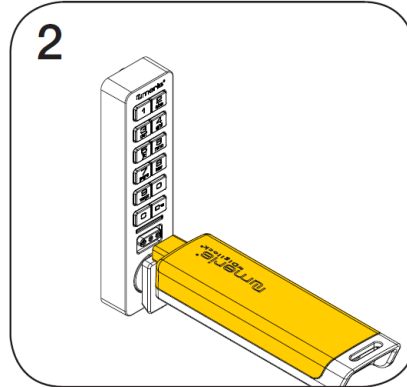


End Express Registration mode.\*  
Go to any programmed lock.  
Press **C** **0π** then insert the Programming Key.

### 3) Set them to "Shared Use", go to each locker.

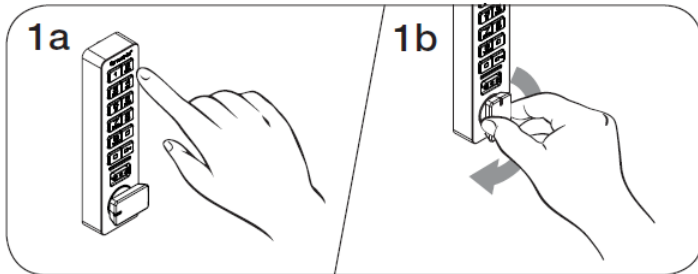


To set for shared use:  
Press **C** **0π** **5** **6** **0π**  
The green LED will turn on.



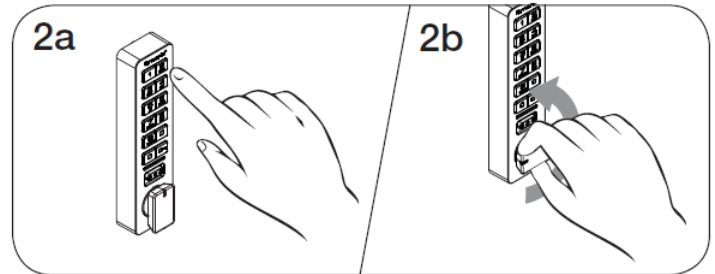
Insert the Programming Key.  
A two-tone beep will be heard  
and the red LED will flash once.

### Operating Instructions - In Shared Use Functionality



#### Operate with a User Code

To lock: Close the door. Press **C** [any 4-7 digit code] **0π**  
then turn the knob to the locked position.



To unlock: Press **C** [the same 4-7 digit code] **0π** then  
turn the knob to the unlocked position. Open the door.

### Digilock Contact Information

Digilock Americas  
9 Willowbrook Court  
Petaluma, CA 94954

### Telephone Support

707.766.6000  
800.989.0201 (toll free)

### Online Support

Visit Digilock online [here](#).  
View Digilock VERSA lock video instructions [here](#).