



casegoods

PRICE GUIDE

convergence

spx

milano

ribbon

ascend

Version: 02.10.25

DeskMakers

revisions

03/01/19	Changed "OP-LOCK-2 to OP-LOCK-ADD"
03/25/19	Added notes to pages 78 and 81
06/01/19	Updated pricing for price increase
06/26/19	Pricing adjusted
07/02/19	Corrected Grommet Pricing
10/24/19	Updated layout and finishes
01/01/21	Updated pricing and finishes
02/04/21	Corrected pricing on SS-FSHLs
03/12/21	Updated wood edge offering
09/01/21	Updated finishes
12/20/21	Updated pricing and finishes
03/31/22	Select price increases and sku updates
04/11/22	Layout fix
08/18/22	Added surcharge note
12/01/22	Updated pricing
05/23/23	Updated pricing (corrections)
10/18/23	Updated finishes
03/15/24	Updated pricing
08/30/24	Updated finishes and pulls
12/01/24	Updated pricing
02/10/25	Removed aluminum framed doors

table of contents

Laminates	4
HPL Upcharges	4
Pull Options	5
Edge Profiles and Grain Direction	6-7
Options and Upgrades	8-9
CONVERGENCE	10-101
SPX	102-137
MILANO	138-155
ASCEND	156-209
RIBBON	210-270
Terms and Conditions	271
Warranty	272

laminate finishes

thermofuse laminate (TFL)

Pricing shown in this price list applies only to TFL finishes currently included in the DeskMakers finish collection. For the most accurate finish list please see deskmakers.com.

high pressure laminate (HPL)

Pricing shown in this price list applies only to non-premium HPLs as follows:

- Wilsonart: Solids, Woodgrains, and Abstracts in Matte (-60) finish,
- Formica: Color Portfolio, Woodgrains, and Patterns in Matte (-58) finish
- Pionite: Solids, Woodgrains, and Abstracts in Suede (N) finish
- Arborite: Solids, Woodgrains, Textures and Abstracts in Matte (CA) finish
- Nevamar: Solids, Woodgrains, Stones and Abstracts in ARP (-T) finish

A minimum charge of \$546 net per HPL color will be applied to each order.

Call customer service for pricing for all other HPLs.

Additional lead times required for HPL orders depending on material availability and order complexity.

high pressure laminate (HPL) pricing chart

Most DeskMakers product is made of Thermofuse laminate (TFL). As such, there is an upcharge for ordering product in high pressure laminate (HPL). This upcharge varies based on the product and the size of the HPL order.

Please note that only the portion of the order in HPL will be calculated to determine the level of HPL upcharges.

HPL is always available with DeskMakers standard 2MM edgebanding. Special order matching PVC 2MM edgebanding may be available for orders \$25,000 List or larger, call customer service for pricing.

Product Category	Option Code	HPL UPCHARGE
WORKSURFACES All Shapes Top surface HPL	OP-HPL1-25-??	60%
CASEGOODS Top HPL only, balance TFL	OP-HPL1-1-??	25%
CASEGOODS Entire Unit HPL	OP-HPL1-4-??	120%
CASEGOODS HPL Drawer Fronts only	OP-HPL1-2-??	20%
CASEGOODS Top HPL and HPL Drawer Fronts	OP-HPL1-3-??	30%

pulls & hardware

standard pulls

Pulls are included on all drawers and cabinet doors for no upcharge.

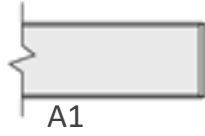


*The 125SN/BL pull is 7.5" long. On lateral file drawers and larger cabinet doors a longer 12.5" pull in the same style will be used. This may be identified as a "127SN/BL" pull on your acknowledgment.

* 105 and 107 pulls are only available in the silver nickel 'SN' finish.

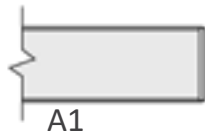
edges

convergence edges



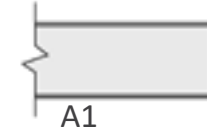
group a
1-1/8" thick top
2mm PVC edge

spx edges

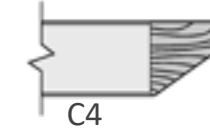


group a
1-1/8" thick top
2mm PVC edge

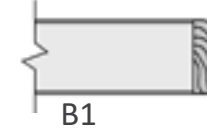
milano edges



group a
1-1/8" thick top
2mm PVC edge



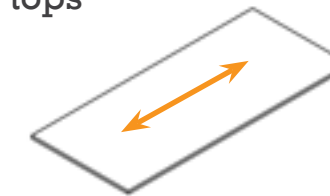
group c
1-1/8" thick top
1-1/8" solid wood edge



group b
1-1/8" thick top
3/8" solid wood edge

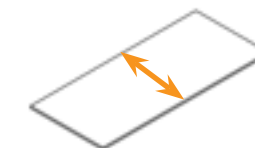
grain direction

desk and credenza tops

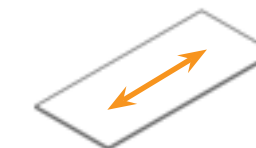


all size tops

return and bridge tops

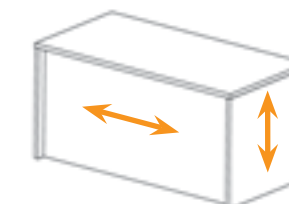


24" to 60" tops



tops over 60"

modesty panels and end panels



all size casegood units

locks

Description	Option Code	Price
Face Lock for a door (per lock core)	OP-LOCK-ADD	\$133
Special keying - specify lock by number (e.g. key alike, key offices differently)	AC-LOCK-###	\$23
Master Key for locks (pedestals or doors)	AC-LOCK-MSTR	\$147
Cam Key to remove lock cores	AC-LOCK-CORE	\$147

pulls

Description	Option Code	Price
Add Pulls to Hutch or Overhead Doors	OP-PULL-25	\$37/pull
Upgrade to Premium Ribbon Pulls	OP-PULL-26	\$96/pull
Replace Hardware Pulls with Side Finger Pulls	OP-PULL-FNGR	150/ped

pedestals and drawers

Description	Option Code	Price
From Box-Box-File to File-File	OP-PEDL-09	No Charge
From Box-Box-File to Box-Box-Box-Box	OP-PEDL-08	\$341
From Box-Box-File or File-File 16"W to Legal Width Box-Box-File or File-File 19"W	OP-PEDL-26	\$747
Add a hinged door to printer or CPU pedestal	OP-DOOR-1	\$436
Reinforce a File Drawer to be used as storage. Max Capacity 150 lbs.	OP-DRWR-STOR	\$140/drawer
Extra rollout/pullout shelf on printer or CPU ped	OP-SHLF-3	\$374

modesty panels and post legs

Description	Option Code	Price
Upgrade 3/4 height modesty panel to full modesty panel on desk, credenza, or return	OP-LMDP-FULL	\$173
Aluminum-Framed Acrylic Modesty Panel for SPX (upgrade)	OP-GMOD-FP	\$1,120
12" High Laminate Modesty Panel for Peninsula Desks and Table Desks	OP-LMDP-12	\$194
12" High Aluminum-Framed Acrylic Modesty Panel for Peninsula Desks	OP-GMOD-12	\$877
Cut regular modesty panel to 10" height	OP-LMDP-10	\$147
Cut full modesty panel to 3/4 height (~19")	OP-LMDP-34	\$147
Upgrade black 3" cylinder post to silver metallic cylinder post (Convergence)	OP-POST-1	\$150
Upgrade inset modesty to Silver Metallic	OP-FMOD-SLV	\$1,114

accessories and additional options

Description	Option Code	Price
Center Drawer -- Black PVC Pencil Drawer (hidden from view, not available on 19" or 24" depths)	AC-CTPD-1	\$249
Center Drawer -- Maple Print with matching Thermofuse Laminate Front	AC-CTPD-2	\$560
Keyboard Pullout Tray 14"D x 22"W matching laminate	AC-KYBT-ML22	\$225
Keyboard Pullout Tray 14"D x 28"W matching laminate	AC-KYBT-ML28	\$260
Keyboard Pullout Tray 14"D x 22"W black laminate	AC-KYBT-BL22	\$167
Keyboard Pullout Tray 14"D x 28"W black laminate	AC-KYBT-BL28	\$204
Grommet -- standard 2.5" black grommet, must specify location	OP-GROM-1	\$57
Grommet -- premium 2.5" stainless steel grommet, must specify location	OP-GROM-6	\$78
Switch from standard black grommet to 2.5" stainless steel grommet	OP-GROM-BLSS	\$40
Utility shelf/purse shelf inside modesty panel	OP-SHLF-1	\$235
Extra shelf on any hutch, bookcase or storage cabinet	OP-SHLF-2	\$194
Refrigerator option for storage credenza, no base, false toe kick.	OP-RFGR-1	\$804
Add a Closet Rod to Storage Cabinet.	OP-CLRD	\$111
Option for No Doors on Storage Cabinet or Overhead (Pilot Holes Visible)	OP-DOOR-NO	\$187
Add Silver Metallic, White, or Black Reveal below worksurface or top	OP-REVL	\$373
Round corners of top only with 4" radius (SS-TOPs and peninsula desks only)	OP-EDGE-RND	\$187

cut charges

Description	Option Code	Price
One Cut -- length only for desks, returns, bridges, and credenzas	OP-CUT1	\$147
12"x12" Cut-out for Wire Access. For 1 1/8" or 3/4" panels on Storage Units only.	OP-CUT1-12	\$374
Minimum CNC Programming Charge for Complex Cuts (actual will vary)	OP-ENGN-01	\$729

- For cuts on bookcases, hutches, special pedestals, or complex cuts, contact Customer Service for a quote.

cartoning and storage

Description	Option Code	Price
Full Cartoning without pallet*	OP-SHIP-CRTN-1	10%
Cartoning plus Strapping to Pallet*	OP-SHIP-CRTN-2	12%
Storage charges -- implemented 1 week after originally agreed ship date	OP-STRG-1	2%/week pro-rated

*Cartoning is only charged on orders that would normally have shipped blanket-wrapped but for which cartoning is required by customer. Contact customer service or your DeskMakers sales representative for more information.

Convergence



details

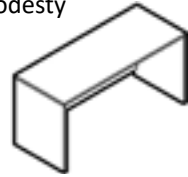
- 1-1/8" thick thermofuse laminate (TFL) tops and end panels for strength and durability.
- 2mm PVC edgebanding.
- Combine up to two finishes on a single unit at no additional charge. See website for laminate finish options.
- Wood grain on tops runs from side to side on returns and bridges, up to 60", to match desk and credenza tops. Grain runs horizontally on modesty panels. Due to the nature of woodgrain materials - grain pattern may not align on adjoining tops or drawer fronts and doors on the same unit.
- Drawers with 46mm height ball bearing extension slides for smooth and instant access to all contents.
- Maple print drawer interiors standard. Solid wood drawer interior upgrade available.
- Core removable face locks standard on pedestals, lateral files and file centers. Locks optional on all units with hinged doors, such as hutches and storage cabinets.
- Hardware pulls standard on all drawers. If no pull is specified, 101-BL will be provided. See page 7 for complete selection of pulls.
- Adjustable leveling glides on all units, except hutches and overheads.
- Custom sizes and configurations may be available. Please contact quoting department for pricing.

table of contents

Laminates	4
HPL Upcharges	4
Pull Options	5
Edge Profiles and Grain Direction	6-7
Options and Upgrades	8-9
Desk Units	14-45
Corner Units	46-47
Return Units	48-54
Bridge Units	55
Credenza Units	56-68
Tops Only	69
Storage Pedestals	70-73
Lateral Filing Cabinets	74-75
Bookcases	76-79
Storage Cabinets	80-89
Hutch Units	90-98
Wall Mounted Overheads	99-107
Terms and Conditions	164
Warranty	165

Desk Shell

3/4 Height Modesty

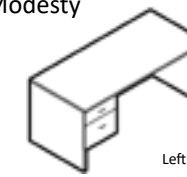


Model Number	Depth	Width	Height	
SS-DSHL-2430-A1	24	30	29	\$779
SS-DSHL-2436-A1	24	36	29	\$788
SS-DSHL-2442-A1	24	42	29	\$797
SS-DSHL-2448-A1	24	48	29	\$810
SS-DSHL-2454-A1	24	54	29	\$836
SS-DSHL-2460-A1	24	60	29	\$841
SS-DSHL-2466-A1	24	66	29	\$978
SS-DSHL-2472-A1	24	72	29	\$1,041
SS-DSHL-2478-A1	24	78	29	\$1,226
SS-DSHL-2484-A1	24	84	29	\$1,414
SS-DSHL-3042-A1	30	42	29	\$797
SS-DSHL-3048-A1	30	48	29	\$818
SS-DSHL-3054-A1	30	54	29	\$841
SS-DSHL-3060-A1	30	60	29	\$852
SS-DSHL-3066-A1	30	66	29	\$985
SS-DSHL-3072-A1	30	72	29	\$1,051
SS-DSHL-3078-A1	30	78	29	\$1,292
SS-DSHL-3084-A1	30	84	29	\$1,527
SS-DSHL-3660-A1	36	60	29	\$1,060
SS-DSHL-3666-A1	36	66	29	\$1,070
SS-DSHL-3672-A1	36	72	29	\$1,084
SS-DSHL-3678-A1	36	78	29	\$1,397
SS-DSHL-3684-A1	36	84	29	\$1,845

- 3/4 height modesty panel except 78" and above which have full modesty panels.
- Modesty panel inset 1/8" for 24" deep units, 5" for 30" deep units, and 10" for 36" deep units.
- For full modesty panel, add OP-LMDP-FULL for \$173.
- For optional foot purse shelf, add OP-SHLF-1 for \$235.
- See pages 70-73 for pedestals.

Single Pedestal Desk - Box/File Ped

3/4 Height Modesty



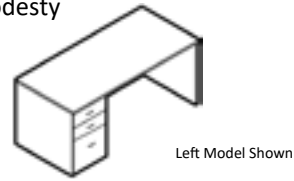
Left Model Shown

Model Number	Depth	Width	Height		
Left Model	Right Model				
SS-SPD1-2442-L-A1	SS-SPD1-2442-R-A1	24	42	29	\$1,623
SS-SPD1-2448-L-A1	SS-SPD1-2448-R-A1	24	48	29	\$1,634
SS-SPD1-2454-L-A1	SS-SPD1-2454-R-A1	24	54	29	\$1,650
SS-SPD1-2460-L-A1	SS-SPD1-2460-R-A1	24	60	29	\$1,666
SS-SPD1-2466-L-A1	SS-SPD1-2466-R-A1	24	66	29	\$1,818
SS-SPD1-2472-L-A1	SS-SPD1-2472-R-A1	24	72	29	\$1,882
SS-SPD1-2478-L-A1	SS-SPD1-2478-R-A1	24	78	29	\$2,085
SS-SPD1-2484-L-A1	SS-SPD1-2484-R-A1	24	84	29	\$2,291
SS-SPD1-3048-L-A1	SS-SPD1-3048-R-A1	30	48	29	\$1,642
SS-SPD1-3060-L-A1	SS-SPD1-3060-R-A1	30	60	29	\$1,677
SS-SPD1-3066-L-A1	SS-SPD1-3066-R-A1	30	66	29	\$1,826
SS-SPD1-3072-L-A1	SS-SPD1-3072-R-A1	30	72	29	\$1,895
SS-SPD1-3078-L-A1	SS-SPD1-3078-R-A1	30	78	29	\$2,151
SS-SPD1-3084-L-A1	SS-SPD1-3084-R-A1	30	84	29	\$2,388
SS-SPD1-3660-L-A1	SS-SPD1-3660-R-A1	36	60	29	\$1,903
SS-SPD1-3666-L-A1	SS-SPD1-3666-R-A1	36	66	29	\$1,916
SS-SPD1-3672-L-A1	SS-SPD1-3672-R-A1	36	72	29	\$1,925
SS-SPD1-3678-L-A1	SS-SPD1-3678-R-A1	36	78	29	\$2,267
SS-SPD1-3684-L-A1	SS-SPD1-3684-R-A1	36	84	29	\$2,754

- 3/4 height modesty panel except 78" and above which have full modesty panels.
- Modesty panel inset 1/8" for 24" deep units, 5" for 30" deep units, and 10" for 36" deep units.
- For full modesty panel, add OP-LMDP-FULL for \$173.
- For optional foot purse shelf, add OP-SHLF-1 for \$235.

Single Pedestal Desk - Box/Box/File Ped

Full Height Modesty



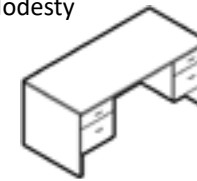
Left Model Shown

Model Number	Depth	Width	Height		
Left Model	Right Model				
SS-SPD2-2442-L-A1	SS-SPD2-2442-R-A1	24	42	29	\$1,689
SS-SPD2-2448-L-A1	SS-SPD2-2448-R-A1	24	48	29	\$1,700
SS-SPD2-2454-L-A1	SS-SPD2-2454-R-A1	24	54	29	\$1,716
SS-SPD2-2460-L-A1	SS-SPD2-2460-R-A1	24	60	29	\$1,733
SS-SPD2-2466-L-A1	SS-SPD2-2466-R-A1	24	66	29	\$1,885
SS-SPD2-2472-L-A1	SS-SPD2-2472-R-A1	24	72	29	\$1,947
SS-SPD2-2478-L-A1	SS-SPD2-2478-R-A1	24	78	29	\$2,151
SS-SPD2-2484-L-A1	SS-SPD2-2484-R-A1	24	84	29	\$2,356
SS-SPD2-3048-L-A1	SS-SPD2-3048-R-A1	30	48	29	\$1,708
SS-SPD2-3060-L-A1	SS-SPD2-3060-R-A1	30	60	29	\$1,743
SS-SPD2-3066-L-A1	SS-SPD2-3066-R-A1	30	66	29	\$1,892
SS-SPD2-3072-L-A1	SS-SPD2-3072-R-A1	30	72	29	\$1,961
SS-SPD2-3078-L-A1	SS-SPD2-3078-R-A1	30	78	29	\$2,217
SS-SPD2-3084-L-A1	SS-SPD2-3084-R-A1	30	84	29	\$2,455
SS-SPD2-3660-L-A1	SS-SPD2-3660-R-A1	36	60	29	\$1,971
SS-SPD2-3666-L-A1	SS-SPD2-3666-R-A1	36	66	29	\$1,983
SS-SPD2-3672-L-A1	SS-SPD2-3672-R-A1	36	72	29	\$1,992
SS-SPD2-3678-L-A1	SS-SPD2-3678-R-A1	36	78	29	\$2,332
SS-SPD2-3684-L-A1	SS-SPD2-3684-R-A1	36	84	29	\$2,821

- Modesty panel inset 1/8" for 24" deep units, 5" for 30" deep units, and 10" for 36" deep units.
- For optional foot purse shelf, add OP-SHLF-1 for \$235.
- Add OP-PEDL-09 to switch Box-Box-File Pedestal to File-File pedestal for no charge.

Double Pedestal Desk - Box/File Ped

3/4 Height Modesty

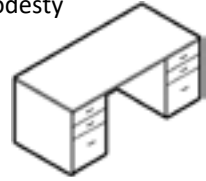


Model Number	Depth	Width	Height	
SS-DPD1-3060-A1	30	60	29	\$2,302
SS-DPD1-3066-A1	30	66	29	\$2,575
SS-DPD1-3072-A1	30	72	29	\$2,631
SS-DPD1-3078-A1	30	78	29	\$2,928
SS-DPD1-3084-A1	30	84	29	\$3,307
SS-DPD1-3666-A1	36	66	29	\$2,664
SS-DPD1-3672-A1	36	72	29	\$2,687
SS-DPD1-3678-A1	36	78	29	\$3,014
SS-DPD1-3684-A1	36	84	29	\$3,446

- 3/4 height modesty panel except 78" and above which have full modesty panels.
- Modesty panel inset 1/8" for 24" deep units, 5" for 30" deep units, and 10" for 36" deep units.
- For full modesty panel, add OP-LMDP-FULL for \$173.
- For optional foot purse shelf, add OP-SHLF-1 for \$235.

Double Pedestal Desk - Box/Box/File Ped

Full Height Modesty

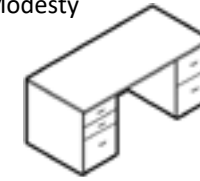


Model Number	Depth	Width	Height	
SS-DPD2-3060-A1	30	60	29	\$2,434
SS-DPD2-3066-A1	30	66	29	\$2,706
SS-DPD2-3072-A1	30	72	29	\$2,763
SS-DPD2-3078-A1	30	78	29	\$3,060
SS-DPD2-3084-A1	30	84	29	\$3,439
SS-DPD2-3666-A1	36	66	29	\$2,796
SS-DPD2-3672-A1	36	72	29	\$2,818
SS-DPD2-3678-A1	36	78	29	\$3,146
SS-DPD2-3684-A1	36	84	29	\$3,578

- Modesty panel inset 1/8" for 24" deep units, 5" for 30" deep units, and 10" for 36" deep units.
- For optional foot purse shelf, add OP-SHLF-1 for \$235.
- Add OP-PEDL-09 to switch Box-Box-File Pedestal to File-File pedestal for no charge.

Double Pedestal Desk - Box/Box/File Ped Left, File/File Ped Right

Full Height Modesty

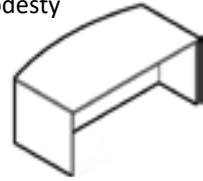


Model Number	Depth	Width	Height	
SS-DPD3-3060-A1	30	60	29	\$2,434
SS-DPD3-3066-A1	30	66	29	\$2,706
SS-DPD3-3072-A1	30	72	29	\$2,763
SS-DPD3-3078-A1	30	78	29	\$3,060
SS-DPD3-3084-A1	30	84	29	\$3,439
SS-DPD3-3666-A1	36	66	29	\$2,796
SS-DPD3-3672-A1	36	72	29	\$2,818
SS-DPD3-3678-A1	36	78	29	\$3,146
SS-DPD3-3684-A1	36	84	29	\$3,578

- Modesty panel inset 1/8" for 24" deep units, 5" for 30" deep units, and 10" for 36" deep units.
- For optional foot purse shelf, add OP-SHLF-1 for \$235.

Fantop Desk Shell

Full Height Modesty

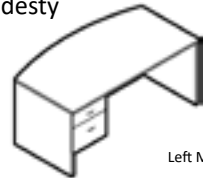


Model Number	Depth	Width	Height	
SS-FSHL-3066-A1	30-36	66	29	\$1,336
SS-FSHL-3072-A1	30-36	72	29	\$1,399
SS-FSHL-3672-A1	36-42	72	29	\$1,433
SS-FSHL-3678-A1	36-42	78	29	\$1,748

- Fantop adds 6" to workspace depth at center.
- Modesty panel inset 1/8" for 24" deep units, 5" for 30" deep units, and 10" for 36" deep units.
- For optional foot purse shelf, add OP-SHLF-1 for \$235.
- See pages 70-73 for pedestals.

Single Pedestal Fantop Desk - Box/File Ped

3/4 Height Modesty



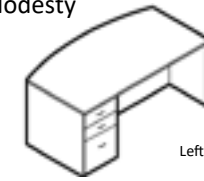
Left Model Shown

Model Number	Depth	Width	Height	
Left Model Right Model				
SS-SPF1-3066-L-A1 SS-SPF1-3066-R-A1	30-36	66	29	\$2,165
SS-SPF1-3072-L-A1 SS-SPF1-3072-R-A1	30-36	72	29	\$2,231
SS-SPF1-3672-L-A1 SS-SPF1-3672-R-A1	36-42	72	29	\$2,265
SS-SPF1-3678-L-A1 SS-SPF1-3678-R-A1	36-42	78	29	\$2,606

- Fantop adds 6" to workspace depth at center.
- Modesty panel inset 1/8" for 24" deep units, 5" for 30" deep units, and 10" for 36" deep units.
- For full modesty panel, add OP-LMDP-FULL for \$173.
- For optional foot purse shelf, add OP-SHLF-1 for \$235.

Single Pedestal Fantop Desk - Box/Box/File Ped

Full Height Modesty



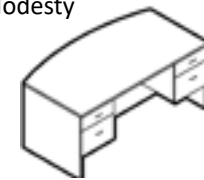
Left Model Shown

Model Number	Depth	Width	Height	
Left Model Right Model				
SS-SPF2-3066-L-A1 SS-SPF2-3066-R-A1	30-36	66	29	\$2,231
SS-SPF2-3072-L-A1 SS-SPF2-3072-R-A1	30-36	72	29	\$2,296
SS-SPF2-3672-L-A1 SS-SPF2-3672-R-A1	36-42	72	29	\$2,330
SS-SPF2-3678-L-A1 SS-SPF2-3678-R-A1	36-42	78	29	\$2,671

- Fantop adds 6" to workspace depth at center.
- Modesty panel inset 1/8" for 24" deep units, 5" for 30" deep units, and 10" for 36" deep units.
- For optional foot purse shelf, add OP-SHLF-1 for \$235.
- Add OP-PEDL-09 to switch Box-Box-File Pedestal to File-File pedestal for no charge.

Double Pedestal Fantop Desk - Box/File Ped

3/4 Height Modesty

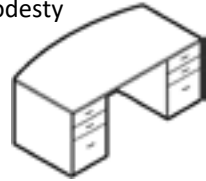


Model Number	Depth	Width	Height	
SS-DPF1-3066-A1	30-36	66	29	\$2,916
SS-DPF1-3072-A1	30-36	72	29	\$2,967
SS-DPF1-3672-A1	36-42	72	29	\$3,026
SS-DPF1-3678-A1	36-42	78	29	\$3,352

- Fantop adds 6" to workspace depth at center.
- Modesty panel inset 1/8" for 24" deep units, 5" for 30" deep units, and 10" for 36" deep units.
- For full modesty panel, add OP-LMDP-FULL for \$173.
- For optional foot purse shelf, add OP-SHLF-1 for \$235.

Double Pedestal Fantop Desk - Box/Box/File Ped

Full Height Modesty

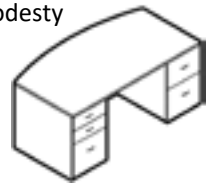


Model Number	Depth	Width	Height	
SS-DPF2-3066-A1	30-36	66	29	\$3,047
SS-DPF2-3072-A1	30-36	72	29	\$3,098
SS-DPF2-3672-A1	36-42	72	29	\$3,157
SS-DPF2-3678-A1	36-42	78	29	\$3,483

- Fantop adds 6" to workspace depth at center.
- Modesty panel inset 1/8" for 24" deep units, 5" for 30" deep units, and 10" for 36" deep units.
- For optional foot purse shelf, add OP-SHLF-1 for \$235.
- Add OP-PEDL-09 to switch Box-Box-File Pedestal to File-File pedestal for no charge.

Double Pedestal Fantop Desk - Box/Box/File Ped Left, File/File Ped Right

Full Height Modesty

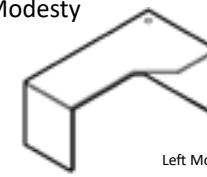


Model Number	Depth	Width	Height	
SS-DPF3-3066-A1	30-36	66	29	\$3,047
SS-DPF3-3072-A1	30-36	72	29	\$3,098
SS-DPF3-3672-A1	36-42	72	29	\$3,157
SS-DPF3-3678-A1	36-42	78	29	\$3,483

- Fantop adds 6" to workspace depth at center.
- Modesty panel inset 1/8" for 24" deep units, 5" for 30" deep units, and 10" for 36" deep units.
- For optional foot purse shelf, add OP-SHLF-1 for \$235.

Compudesk Shell

3/4 Height Modesty



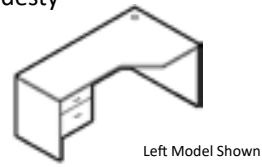
Left Model Shown

Model Number	Depth	Width	Height		
Left Model	Right Model				
SS-CKH2-3660-L-A1	SS-CKH2-3660-R-A1	24-36-24	60	29	\$1,147
SS-CKH2-3666-L-A1	SS-CKH2-3666-R-A1	24-36-24	66	29	\$1,166
SS-CKH2-3672-L-A1	SS-CKH2-3672-R-A1	24-36-24	72	29	\$1,175
SS-CKH2-3678-L-A1	SS-CKH2-3678-R-A1	24-36-24	78	29	\$1,322
SS-CKH2-4272-L-A1	SS-CKH2-4272-R-A1	24-42-24	72	29	\$1,387
SS-CKH2-4278-L-A1	SS-CKH2-4278-R-A1	24-42-24	78	29	\$1,638
SS-CKH5-4272-L-A1	SS-CKH5-4272-R-A1	30-42-24	72	29	\$1,562
SS-CKH5-4278-L-A1	SS-CKH5-4278-R-A1	30-42-24	78	29	\$1,816

- NOTE: Left model has extended corner on the *right*.
- CKH2 has 24" for both workspace depth & return connect depth.
- CKH5 has 30" workspace depth and 24" return connect depth.
- Wire Grommet standard.
- Modesty panel flush with top on approach side for CKH2. Modesty panel inset 6" on CKH5.
- For full modesty panel, add OP-LMDP-FULL for \$173.
- For optional foot purse shelf, add OP-SHLF-1 for \$235.

Compudesk - Box/File Ped

3/4 Height Modesty



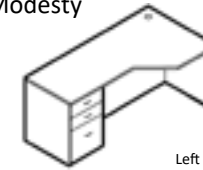
Left Model Shown

Model Number	Depth	Width	Height		
Left Model	Right Model				
SS-CSK2-3666-L-A1	SS-CSK2-3666-R-A1	24-36-24	66	29	\$1,862
SS-CSK2-3672-L-A1	SS-CSK2-3672-R-A1	24-36-24	72	29	\$1,875
SS-CSK2-3678-L-A1	SS-CSK2-3678-R-A1	24-36-24	78	29	\$2,020
SS-CSK2-4272-L-A1	SS-CSK2-4272-R-A1	24-42-24	72	29	\$2,085
SS-CSK2-4278-L-A1	SS-CSK2-4278-R-A1	24-42-24	78	29	\$2,335
SS-CSK5-4272-L-A1	SS-CSK5-4272-R-A1	30-42-24	72	29	\$2,259
SS-CSK5-4278-L-A1	SS-CSK5-4278-R-A1	30-42-24	78	29	\$2,514

- NOTE: Left model has extended corner on the *right*.
- CSK2 has 24" for both workspace depth & return connect depth.
- CSK5 has 30" workspace depth and 24" return connect depth.
- Wire Grommet standard.
- Modesty panel flush with top on approach side for CSK2. Modesty panel inset 6" on CSK5.
- For full modesty panel, add OP-LMDP-FULL for \$173.
- For optional foot purse shelf, add OP-SHLF-1 for \$235.

Compudesk - Box/Box/File Ped

Full Height Modesty



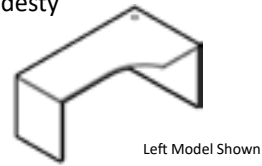
Left Model Shown

Model Number	Depth	Width	Height		
Left Model	Right Model				
SS-CDK2-3666-L-A1	SS-CDK2-3666-R-A1	24-36-24	66	29	\$1,927
SS-CDK2-3672-L-A1	SS-CDK2-3672-R-A1	24-36-24	72	29	\$1,942
SS-CDK2-3678-L-A1	SS-CDK2-3678-R-A1	24-36-24	78	29	\$2,087
SS-CDK2-4272-L-A1	SS-CDK2-4272-R-A1	24-42-24	72	29	\$2,151
SS-CDK2-4278-L-A1	SS-CDK2-4278-R-A1	24-42-24	78	29	\$2,401
SS-CDK5-4272-L-A1	SS-CDK5-4272-R-A1	30-42-24	72	29	\$2,327
SS-CDK5-4278-L-A1	SS-CDK5-4278-R-A1	30-42-24	78	29	\$2,579

- NOTE: Left model has extended corner on the *right*.
- CDK2 has 24" for both workspace depth & return connect depth.
- CDK5 has 30" workspace depth and 24" return connect depth.
- Wire Grommet standard.
- Modesty panel flush with top on approach side for CDK2. Modesty panel inset 6" on CDK5.
- Add OP-PEDL-09 to switch Box-Box-File pedestal to File-File pedestal for no charge.
- For optional foot purse shelf, add OP-SHLF-1 for \$235.

Computesk Shell with Inside Curve

3/4 Height Modesty

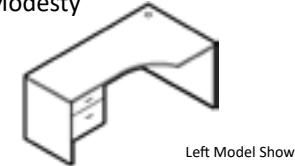


Model Number		Depth	Width	Height	
Left Model	Right Model				
SS-CKC2-3660-L-A1	SS-CKC2-3660-R-A1	24-36-24	60	29	\$1,147
SS-CKC2-3666-L-A1	SS-CKC2-3666-R-A1	24-36-24	66	29	\$1,166
SS-CKC2-3672-L-A1	SS-CKC2-3672-R-A1	24-36-24	72	29	\$1,175
SS-CKC2-3678-L-A1	SS-CKC2-3678-R-A1	24-36-24	78	29	\$1,322
SS-CKC2-4272-L-A1	SS-CKC2-4272-R-A1	24-42-24	72	29	\$1,387
SS-CKC2-4278-L-A1	SS-CKC2-4278-R-A1	24-42-24	78	29	\$1,638
SS-CKC5-4272-L-A1	SS-CKC5-4272-R-A1	30-42-24	72	29	\$1,562
SS-CKC5-4278-L-A1	SS-CKC5-4278-R-A1	30-42-24	78	29	\$1,816

- NOTE: Left model has extended corner on the *right*.
- CKC2 has 24" for both workspace depth & return connect depth.
- CKC5 has 30" workspace depth and 24" return connect depth.
- Wire Grommet standard.
- Modesty panel flush with top on approach side for CKC2. Modesty panel inset 6" on CKC5.
- For full modesty panel, add OP-LMDP-FULL for \$173.
- For optional foot purse shelf, add OP-SHLF-1 for \$235.

Computesk with Inside Curve - Box/File Ped

3/4 Height Modesty

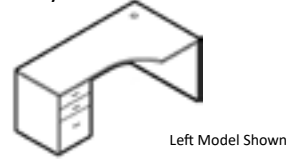


Model Number		Depth	Width	Height	
Left Model	Right Model				
SS-CSC2-3666-L-A1	SS-CSC2-3666-R-A1	24-36-24	66	29	\$1,862
SS-CSC2-3672-L-A1	SS-CSC2-3672-R-A1	24-36-24	72	29	\$1,876
SS-CSC2-3678-L-A1	SS-CSC2-3678-R-A1	24-36-24	78	29	\$2,021
SS-CSC2-4272-L-A1	SS-CSC2-4272-R-A1	24-42-24	72	29	\$2,086
SS-CSC2-4278-L-A1	SS-CSC2-4278-R-A1	24-42-24	78	29	\$2,336
SS-CSC5-4272-L-A1	SS-CSC5-4272-R-A1	30-42-24	72	29	\$2,262
SS-CSC5-4278-L-A1	SS-CSC5-4278-R-A1	30-42-24	78	29	\$2,514

- NOTE: Left model has extended corner on the *right*.
- CSC2 has 24" for both workspace depth & return connect depth.
- CSC5 has 30" workspace depth and 24" return connect depth.
- Wire Grommet standard.
- Modesty panel flush with top on approach side for CSC2. Modesty panel inset 6" on CSC5.
- For full modesty panel, add OP-LMDP-FULL for \$173.
- For optional foot purse shelf, add OP-SHLF-1 for \$235.

Compudesk with Inside Curve - Box/Box/File Ped

Full Height Modesty



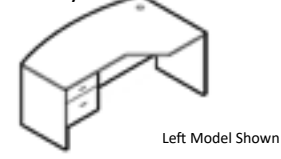
Left Model Shown

Model Number		Depth	Width	Height	
Left Model	Right Model				
SS-CCK2-3666-L-A1	SS-CCK2-3666-R-A1	24-36-24	66	29	\$1,927
SS-CCK2-3672-L-A1	SS-CCK2-3672-R-A1	24-36-24	72	29	\$1,942
SS-CCK2-3678-L-A1	SS-CCK2-3678-R-A1	24-36-24	78	29	\$2,087
SS-CCK2-4272-L-A1	SS-CCK2-4272-R-A1	24-42-24	72	29	\$2,151
SS-CCK2-4278-L-A1	SS-CCK2-4278-R-A1	24-42-24	78	29	\$2,401
SS-CCK5-4272-L-A1	SS-CCK5-4272-R-A1	30-42-24	72	29	\$2,327
SS-CCK5-4278-L-A1	SS-CCK5-4278-R-A1	30-42-24	78	29	\$2,579

- NOTE: Left model has extended corner on the *right*.
- CCK2 has 24" for both workspace depth & return connect depth.
- CCK5 has 30" workspace depth and 24" return connect depth.
- Wire Grommet standard.
- Modesty panel flush with top on approach side for CCK2. Modesty panel inset 6" on CCK5.
- Add OP-PEDL-09 to switch Box-Box-File Pedestal to File-File pedestal for no charge.
- For optional foot purse shelf, add OP-SHLF-1 for \$235.

Fantop Computer Desk - Box/File Ped

3/4 Height Modesty



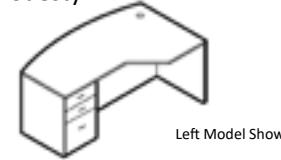
Left Model Shown

Model Number		Depth	Width	Height	
Left Model	Right Model				
SS-FCZ5-4272-L-A1	SS-FCZ5-4272-R-A1	30-36-42	72	29	\$2,709
SS-FCZ5-4278-L-A1	SS-FCZ5-4278-R-A1	30-36-42	78	29	\$2,964

- NOTE: Left model has extended corner on the *right*.
- FCZ5 has 30" workspace depth (36" at center), and 24" return connect depth.
- Wire Grommet standard.
- Modesty panel inset 5" from end panel.
- For optional foot purse shelf, add OP-SHLF-1 for \$235.
- For full modesty panel, add OP-LMDP-FULL for \$173.
- Overall depth is 48".

Fantop Computer Desk - Box/Box/File Ped

Full Height Modesty



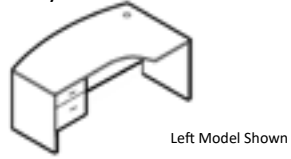
Left Model Shown

Model Number		Depth	Width	Height	
Left Model	Right Model				
SS-FCF5-4272-L-A1	SS-FCF5-4272-R-A1	30-36-42	72	29	\$2,775
SS-FCF5-4278-L-A1	SS-FCF5-4278-R-A1	30-36-42	78	29	\$3,029

- NOTE: Left model has extended corner on the *right*.
- FCF5 has 30" workspace depth (36" at center), and 24" return connect depth.
- Wire Grommet standard.
- Modesty panel inset 5" from end panel.
- Add OP-PEDL-09 to switch Box-Box-File pedestal to File-File pedestal for no charge.
- Overall depth is 48".
- For optional foot purse shelf, add OP-SHLF-1 for \$235.

Fantop Computer Desk with Inside Curve - Box/File Ped

3/4 Height Modesty



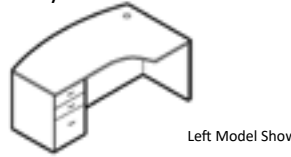
Left Model Shown

Model Number	Depth	Width	Height		
Left Model	Right Model				
SS-CCF5-4272-L-A1	SS-CCF5-4272-R-A1	30-36-42	72	29	\$2,709
SS-CCF5-4278-L-A1	SS-CCF5-4278-R-A1	30-36-42	78	29	\$2,962

- NOTE: Left model has extended corner on the *right*.
- CCF5 has 30" workspace depth (36" at center), and 24" return connect depth.
- Wire Grommet standard.
- Modesty panel inset 5" from end panel.
- For optional foot purse shelf, add OP-SHLF-1 for \$235.
- For full modesty panel, add OP-LMDP-FULL for \$173.
- Overall depth is 48".

Fantop Computer Desk with Inside Curve - Box/Box/File Ped

Full Height Modesty



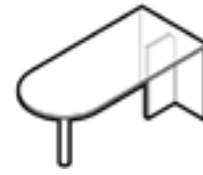
Left Model Shown

Model Number	Depth	Width	Height		
Left Model	Right Model				
SS-CFF5-4272-L-A1	SS-CFF5-4272-R-A1	30-36-42	72	29	\$2,775
SS-CFF5-4278-L-A1	SS-CFF5-4278-R-A1	30-36-42	78	29	\$3,027

- NOTE: Left model has extended corner on the *right*.
- CFF5 has 30" workspace depth (36" at center), and 24" return connect depth.
- Wire Grommet standard.
- Modesty panel inset 5" from end panel.
- For optional foot purse shelf, add OP-SHLF-1 for \$235.
- Add OP-PEDL-09 to switch Box-Box-File pedestal to File-File pedestal for no charge.
- Overall depth is 48".

Bullet Desk

No Modesty

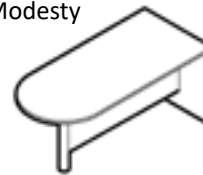


Model Number	Depth	Width	Height		
Left Model	Right Model				
SS-BTBL-3060-L-A1	SS-BTBL-3060-R-A1	30	60	29	\$1,154
SS-BTBL-3066-L-A1	SS-BTBL-3066-R-A1	30	66	29	\$1,266
SS-BTBL-3072-L-A1	SS-BTBL-3072-R-A1	30	72	29	\$1,332
SS-BTBL-3672-L-A1	SS-BTBL-3672-R-A1	36	72	29	\$1,369
SS-BTBL-3678-L-A1	SS-BTBL-3678-R-A1	36	78	29	\$1,646

- 3" round black post standard. For 3" round silver metallic post add OP-POST-1 for \$149.
- For 12" high aluminum-framed acrylic hanging modesty panel, add OP-GMOD-12 for \$877.
- Cannot be used as standalone desk. Must be connected to a return or bridge. To convert to a freestanding unit by switching post leg to disc base, add CF-RDDK-01-20-BK for \$991 for a 20" black disc base or CF-RDDK-01-20-SV for \$991 for a 20" silver disc base.

Bullet Desk

3/4 Height Modesty

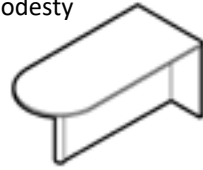


Model Number	Depth	Width	Height		
Left Model	Right Model				
SS-BT34-3060-L-A1	SS-BT34-3060-R-A1	30	60	29	\$1,301
SS-BT34-3066-L-A1	SS-BT34-3066-R-A1	30	66	29	\$1,414
SS-BT34-3072-L-A1	SS-BT34-3072-R-A1	30	72	29	\$1,477
SS-BT34-3672-L-A1	SS-BT34-3672-R-A1	36	72	29	\$1,515
SS-BT34-3678-L-A1	SS-BT34-3678-R-A1	36	78	29	\$1,794

- 3" round black post standard. For 3" round silver metallic post add OP-POST-1 for \$149.
- Cannot be used as standalone desk. Must be connected to a return or bridge. To convert to a freestanding unit by switching post leg to disc base, add CF-RDDK-01-20-BK for \$991 for a 20" black disc base or CF-RDDK-01-20-SV for \$991 for a 20" silver disc base.

Bullet Desk

Full Height Modesty

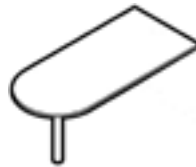


Model Number	Depth	Width	Height	
Left Model Right Model				
SS-BTFM-3060-L-A1 SS-BTFM-3060-R-A1	30	60	29	\$1,332
SS-BTFM-3066-L-A1 SS-BTFM-3066-R-A1	30	66	29	\$1,446
SS-BTFM-3072-L-A1 SS-BTFM-3072-R-A1	30	72	29	\$1,509
SS-BTFM-3672-L-A1 SS-BTFM-3672-R-A1	36	72	29	\$1,544
SS-BTFM-3678-L-A1 SS-BTFM-3678-R-A1	36	78	29	\$1,824

- 3" round black post standard. For 3" round silver metallic post add OP-POST-1 for \$149.
- Cannot be used as standalone desk. Must be connected to a return or bridge. To convert to a freestanding unit by switching post leg to disc base, add CF-RDDK-01-20-BK for \$991 for a 20" black disc base or CF-RDDK-01-20-SV for \$991 for a 20" silver disc base.

Hanging Bullet Desk

No Modesty

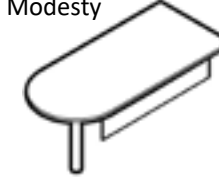


Model Number	Depth	Width	Height	
SS-HBLT-3048-A1	30	48	29	\$910
SS-HBLT-3054-A1	30	54	29	\$939
SS-HBLT-3060-A1	30	60	29	\$961
SS-HBLT-3066-A1	30	66	29	\$1,072
SS-HBLT-3072-A1	30	72	29	\$1,135
SS-HBLT-3672-A1	36	72	29	\$1,173
SS-HBLT-3678-A1	36	78	29	\$1,450

- 3" Black post standard. For 3" silver metallic post add OP-POST-1 for \$149.
- Cannot be used as standalone desk. Must be connected to desk or credenza.

Hanging Bullet Desk

12" Hanging Modesty



Right Model Shown

Model Number	Depth	Width	Height	
Left Model Right Model				
SS-HBMP-3048-L-A1 SS-HBMP-3048-R-A1	30	48	29	\$1,056
SS-HBMP-3054-L-A1 SS-HBMP-3054-R-A1	30	54	29	\$1,087
SS-HBMP-3060-L-A1 SS-HBMP-3060-R-A1	30	60	29	\$1,106
SS-HBMP-3066-L-A1 SS-HBMP-3066-R-A1	30	66	29	\$1,220
SS-HBMP-3072-L-A1 SS-HBMP-3072-R-A1	30	72	29	\$1,284
SS-HBMP-3672-L-A1 SS-HBMP-3672-R-A1	36	72	29	\$1,321
SS-HBMP-3678-L-A1 SS-HBMP-3678-R-A1	36	78	29	\$1,600

- Modesty Panel inset 10" from front, 6" from side, and 6" from post. Ships unattached.
- 3" Black post standard. For 3" silver metallic post add OP-POST-1 for \$149.
- Cannot be used as standalone desk. Must be connected to desk or credenza.

P-Top Desk

No Modesty



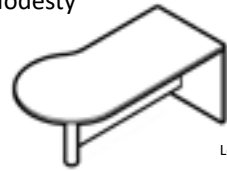
Left Model Shown

Model Number	Depth	Width	Height	
Left Model Right Model				
SS-PTBL-3072-L-A1 SS-PTBL-3072-R-A1	36-30	72	29	\$1,566
SS-PTBL-3672-L-A1 SS-PTBL-3672-R-A1	42-36	72	29	\$1,603
SS-PTBL-3678-L-A1 SS-PTBL-3678-R-A1	42-36	78	29	\$1,882

- "P" diameter is 6" more than workspace depth at center.
- 3" Black post standard. For 3" silver metallic post add OP-POST-1 for \$149.
- For 12" high aluminum-framed acrylic hanging modesty panel, add OP-GMOD-12 for \$877.
- Cannot be used as standalone desk. Must be connected to a return or bridge. To convert to a freestanding unit by switching post leg to disc base, add CF-RDDK-01-20-BK for \$991 for a 20" black disc base or CF-RDDK-01-20-SV for \$991 for a 20" silver disc base.
- "P" faces away from user.

P-Top Desk

3/4 Height Modesty



Left Model Shown

Model Number	Depth	Width	Height		
Left Model	Right Model				
SS-PT34-3072-L-A1	SS-PT34-3072-R-A1	36-30	72	29	\$1,714
SS-PT34-3672-L-A1	SS-PT34-3672-R-A1	42-36	72	29	\$1,751
SS-PT34-3678-L-A1	SS-PT34-3678-R-A1	42-36	78	29	\$2,030

- "P" diameter is 6" more than workspace depth at center.
- 3" Black post standard. For 3" silver metallic post add OP-POST-1 for \$149.
- Cannot be used as standalone desk. Must be connected to a return or bridge. To convert to a freestanding unit by switching post leg to disc base, add CF-RDDK-01-20-BK for \$991 for a 20" black disc base or CF-RDDK-01-20-SV for \$991 for a 20" silver disc base.
- "P" faces away from user.

P-Top Desk

Full Height Modesty



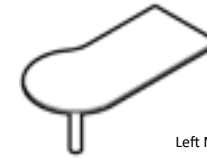
Left Model Shown

Model Number	Depth	Width	Height		
Left Model	Right Model				
SS-PTFM-3072-L-A1	SS-PTFM-3072-R-A1	36-30	72	29	\$1,746
SS-PTFM-3672-L-A1	SS-PTFM-3672-R-A1	42-36	72	29	\$1,781
SS-PTFM-3678-L-A1	SS-PTFM-3678-R-A1	42-36	78	29	\$2,060

- "P" diameter is 6" more than workspace depth at center.
- 3" Black post standard. For 3" silver metallic post add OP-POST-1 for \$149.
- Cannot be used as standalone desk. Must be connected to a return or bridge. To convert to a freestanding unit by switching post leg to disc base, add CF-RDDK-01-20-BK for \$991 for a 20" black disc base or CF-RDDK-01-20-SV for \$991 for a 20" silver disc base.
- "P" faces away from user.

Hanging P-Top Desk

No Modesty



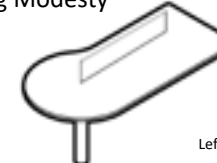
Left Model Shown

Model Number	Depth	Width	Height		
Left Model	Right Model				
SS-HPTP-3060-L-A1	SS-HPTP-3060-R-A1	36-30	60	29	\$1,332
SS-HPTP-3066-L-A1	SS-HPTP-3066-R-A1	36-30	66	29	\$1,353
SS-HPTP-3072-L-A1	SS-HPTP-3072-R-A1	36-30	72	29	\$1,370
SS-HPTP-3672-L-A1	SS-HPTP-3672-R-A1	42-36	72	29	\$1,409
SS-HPTP-3678-L-A1	SS-HPTP-3678-R-A1	42-36	78	29	\$1,687

- "P" diameter is 6" more than workspace depth at center.
- 3" Black post standard. For 3" silver metallic post add OP-POST-1 for \$149.
- For 12" high aluminum-framed acrylic hanging modesty panel, add OP-GMOD-12 for \$877.
- Cannot be used as standalone desk. Must be connected to desk or credenza.
- "P" faces away from user.

Hanging P-Top Desk

12" Hanging Modesty



Left Model Shown

Model Number	Depth	Width	Height		
Left Model	Right Model				
SS-HPMP-3060-L-A1	SS-HPMP-3060-R-A1	36-30	60	29	\$1,106
SS-HPMP-3066-L-A1	SS-HPMP-3066-R-A1	36-30	66	29	\$1,220
SS-HPMP-3072-L-A1	SS-HPMP-3072-R-A1	36-30	72	29	\$1,284
SS-HPMP-3672-L-A1	SS-HPMP-3672-R-A1	42-36	72	29	\$1,321
SS-HPMP-3678-L-A1	SS-HPMP-3678-R-A1	42-36	78	29	\$1,600

- "P" diameter is 6" more than workspace depth at center.
- 3" Black post standard. For 3" silver metallic post add OP-POST-1 for \$149.
- Modesty Panel inset 10" from front, 6" from side, and 6" from post. Ships unattached.
- Cannot be used as standalone desk. Must be connected to desk or credenza.
- "P" faces away from user.

Bow-End Peninsula Desk

No Modesty

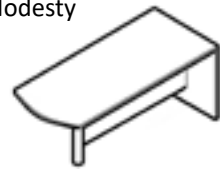


Model Number		Depth	Width	Height	
Left Model	Right Model				
SS-BEPN-3060-L-A1	SS-BEPN-3060-R-A1	30	60	29	\$1,245
SS-BEPN-3066-L-A1	SS-BEPN-3066-R-A1	30	66	29	\$1,358
SS-BEPN-3072-L-A1	SS-BEPN-3072-R-A1	30	72	29	\$1,421
SS-BEPN-3672-L-A1	SS-BEPN-3672-R-A1	36	72	29	\$1,458
SS-BEPN-3678-L-A1	SS-BEPN-3678-R-A1	36	78	29	\$1,735

- 3" Black post standard. For 3" silver metallic post add OP-POST-1 for \$149.
- For 12" high aluminum-framed acrylic hanging modesty panel, add OP-GMOD-12 for \$877.
- Cannot be used as standalone desk. Must be connected to a return or bridge. To convert to a freestanding unit by switching post leg to disc base, add CF-RDDK-01-20-BK for \$991 for a 20" black disc base or CF-RDDK-01-20-SV for \$991 for a 20" silver disc base.

Bow-End Peninsula Desk

3/4 Height Modesty

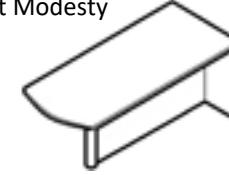


Model Number		Depth	Width	Height	
Left Model	Right Model				
SS-BEPH-3060-L-A1	SS-BEPH-3060-R-A1	30	60	29	\$1,392
SS-BEPH-3066-L-A1	SS-BEPH-3066-R-A1	30	66	29	\$1,504
SS-BEPH-3072-L-A1	SS-BEPH-3072-R-A1	30	72	29	\$1,566
SS-BEPH-3672-L-A1	SS-BEPH-3672-R-A1	36	72	29	\$1,603
SS-BEPH-3678-L-A1	SS-BEPH-3678-R-A1	36	78	29	\$1,882

- 3" Black post standard. For 3" silver metallic post add OP-POST-1 for \$149.
- Cannot be used as standalone desk. Must be connected to a return or bridge. To convert to a freestanding unit by switching post leg to disc base, add CF-RDDK-01-20-BK for \$991 for a 20" black disc base or CF-RDDK-01-20-SV for \$991 for a 20" silver disc base.

Bow-End Peninsula Desk

Full Height Modesty



Model Number		Depth	Width	Height	
Left Model	Right Model				
SS-BEPF-3060-L-A1	SS-BEPF-3060-R-A1	30	60	29	\$1,421
SS-BEPF-3066-L-A1	SS-BEPF-3066-R-A1	30	66	29	\$1,536
SS-BEPF-3072-L-A1	SS-BEPF-3072-R-A1	30	72	29	\$1,598
SS-BEPF-3672-L-A1	SS-BEPF-3672-R-A1	36	72	29	\$1,634
SS-BEPF-3678-L-A1	SS-BEPF-3678-R-A1	36	78	29	\$1,913

- 3" Black post standard. For 3" silver metallic post add OP-POST-1 for \$149.
- Cannot be used as standalone desk. Must be connected to a return or bridge. To convert to a freestanding unit by switching post leg to disc base, add CF-RDDK-01-20-BK for \$991 for a 20" black disc base or CF-RDDK-01-20-SV for \$991 for a 20" silver disc base.

Hanging Bow-End Peninsula Desk

No Modesty

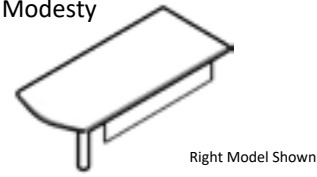


Model Number	Depth	Width	Height	
SS-HBEP-3048-A1	30	48	29	\$1,001
SS-HBEP-3054-A1	30	54	29	\$1,029
SS-HBEP-3060-A1	30	60	29	\$1,049
SS-HBEP-3066-A1	30	66	29	\$1,159
SS-HBEP-3072-A1	30	72	29	\$1,224
SS-HBEP-3672-A1	36	72	29	\$1,261
SS-HBEP-3678-A1	36	78	29	\$1,540

- 3" Black post standard. For 3" silver metallic post add OP-POST-1 for \$149.
- For 12" high aluminum-framed acrylic hanging modesty panel, add OP-GMOD-12 for \$877.
- Cannot be used as standalone desk. Must be connected to desk or credenza.

Hanging Bow-End Peninsula Desk

12" Hanging Modesty



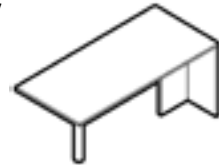
Right Model Shown

Model Number	Depth	Width	Height	
Left Model Right Model				
SS-HBEM-3048-L-A1 SS-HBEM-3048-R-A1	30	48	29	\$1,147
SS-HBEM-3054-L-A1 SS-HBEM-3054-R-A1	30	54	29	\$1,175
SS-HBEM-3060-L-A1 SS-HBEM-3060-R-A1	30	60	29	\$1,193
SS-HBEM-3066-L-A1 SS-HBEM-3066-R-A1	30	66	29	\$1,306
SS-HBEM-3072-L-A1 SS-HBEM-3072-R-A1	30	72	29	\$1,370
SS-HBEM-3672-L-A1 SS-HBEM-3672-R-A1	36	72	29	\$1,409
SS-HBEM-3678-L-A1 SS-HBEM-3678-R-A1	36	78	29	\$1,687

- 3" Black post standard. For 3" silver metallic post add OP-POST-1 for \$149.
- Modesty Panel inset 10" from front, 6" from side, and 6" from post. Ships unattached.
- Cannot be used as standalone desk. Must be connected to desk or credenza.

Rectangular Peninsula Desk with Single Round Post

No Modesty

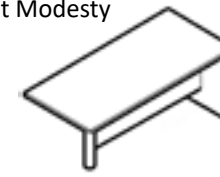


Model Number	Depth	Width	Height	
Left Model Right Model				
SS-RPDK-3060-L-A1 SS-RPDK-3060-R-A1	30	60	29	\$1,037
SS-RPDK-3066-L-A1 SS-RPDK-3066-R-A1	30	66	29	\$1,150
SS-RPDK-3072-L-A1 SS-RPDK-3072-R-A1	30	72	29	\$1,216
SS-RPDK-3672-L-A1 SS-RPDK-3672-R-A1	36	72	29	\$1,254
SS-RPDK-3678-L-A1 SS-RPDK-3678-R-A1	36	78	29	\$1,531

- 3" Black post standard. For 3" silver metallic post add OP-POST-1 for \$149.
- For 12" high aluminum-framed acrylic hanging modesty panel, add OP-GMOD-12 for \$877.
- Cannot be used as standalone desk. Must be connected to a return or bridge. To convert to a freestanding unit by switching post leg to disc base, add CF-RDDK-01-20-BK for \$991 for a 20" black disc base or CF-RDDK-01-20-SV for \$991 for a 20" silver disc base.

Rectangular Peninsula Desk with Single Round Post

3/4 Height Modesty

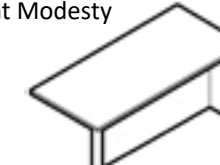


Model Number	Depth	Width	Height	
Left Model Right Model				
SS-RPD2-3060-L-A1 SS-RPD2-3060-R-A1	30	60	29	\$1,184
SS-RPD2-3066-L-A1 SS-RPD2-3066-R-A1	30	66	29	\$1,298
SS-RPD2-3072-L-A1 SS-RPD2-3072-R-A1	30	72	29	\$1,361
SS-RPD2-3672-L-A1 SS-RPD2-3672-R-A1	36	72	29	\$1,397
SS-RPD2-3678-L-A1 SS-RPD2-3678-R-A1	36	78	29	\$1,677

- 3" Black post standard. For 3" silver metallic post add OP-POST-1 for \$149.
- Cannot be used as standalone desk. Must be connected to a return or bridge. To convert to a freestanding unit by switching post leg to disc base, add CF-RDDK-01-20-BK for \$991 for a 20" black disc base or CF-RDDK-01-20-SV for \$991 for a 20" silver disc base.

Rectangular Peninsula Desk with Single Round Post

Full Height Modesty

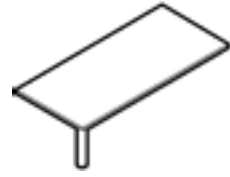


Model Number	Depth	Width	Height	
Left Model Right Model				
SS-RPD3-3060-L-A1 SS-RPD3-3060-R-A1	30	60	29	\$1,216
SS-RPD3-3066-L-A1 SS-RPD3-3066-R-A1	30	66	29	\$1,330
SS-RPD3-3072-L-A1 SS-RPD3-3072-R-A1	30	72	29	\$1,392
SS-RPD3-3672-L-A1 SS-RPD3-3672-R-A1	36	72	29	\$1,428
SS-RPD3-3678-L-A1 SS-RPD3-3678-R-A1	36	78	29	\$1,708

- 3" Black post standard. For 3" silver metallic post add OP-POST-1 for \$149.
- Cannot be used as standalone desk. Must be connected to a return or bridge. To convert to a freestanding unit by switching post leg to disc base, add CF-RDDK-01-20-BK for \$991 for a 20" black disc base or CF-RDDK-01-20-SV for \$991 for a 20" silver disc base.

Hanging Rectangular Peninsula Desk with Single Round Post

No Modesty

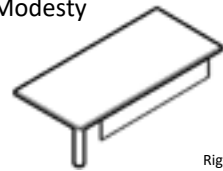


Model Number	Depth	Width	Height	
SS-HRPD-3048-A1	30	48	29	\$812
SS-HRPD-3054-A1	30	54	29	\$830
SS-HRPD-3060-A1	30	60	29	\$842
SS-HRPD-3066-A1	30	66	29	\$957
SS-HRPD-3072-A1	30	72	29	\$1,019
SS-HRPD-3672-A1	36	72	29	\$1,055
SS-HRPD-3678-A1	36	78	29	\$1,333

- 3" Black post standard. For 3" silver metallic post add OP-POST-1 for \$149.
- For 12" high aluminum-framed acrylic hanging modesty panel, add OP-GMOD-12 for \$877.
- Cannot be used as standalone desk. Must be connected to desk or credenza.

Hanging Rectangular Peninsula Desk with Single Round Post

12" Hanging Modesty



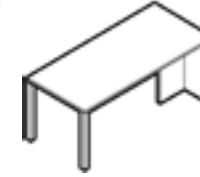
Right Model Shown

Model Number	Depth	Width	Height	
Left Model Right Model				
SS-HRPM-3048-L-A1 SS-HRPM-3048-R-A1	30	48	29	\$961
SS-HRPM-3054-L-A1 SS-HRPM-3054-R-A1	30	54	29	\$980
SS-HRPM-3060-L-A1 SS-HRPM-3060-R-A1	30	60	29	\$987
SS-HRPM-3066-L-A1 SS-HRPM-3066-R-A1	30	66	29	\$1,103
SS-HRPM-3072-L-A1 SS-HRPM-3072-R-A1	30	72	29	\$1,166
SS-HRPM-3672-L-A1 SS-HRPM-3672-R-A1	36	72	29	\$1,201
SS-HRPM-3678-L-A1 SS-HRPM-3678-R-A1	36	78	29	\$1,480

- 3" Black post standard. For 3" silver metallic post add OP-POST-1 for \$149.
- Modesty Panel inset 10" from front, 6" from side, and 6" from post. Ships unattached.
- Cannot be used as standalone desk. Must be connected to desk or credenza.

Rectangular Peninsula Desk with Two Square Posts

No Modesty

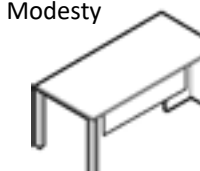


Model Number	Depth	Width	Height	
Left Model Right Model				
SS-RPS1-3060-L-A1 SS-RPS1-3060-R-A1	30	60	29	\$1,392
SS-RPS1-3066-L-A1 SS-RPS1-3066-R-A1	30	66	29	\$1,504
SS-RPS1-3072-L-A1 SS-RPS1-3072-R-A1	30	72	29	\$1,566
SS-RPS1-3672-L-A1 SS-RPS1-3672-R-A1	36	72	29	\$1,603
SS-RPS1-3678-L-A1 SS-RPS1-3678-R-A1	36	78	29	\$1,882

- 2.5" silver metallic posts. Black not available.
- For 12" high aluminum-framed acrylic hanging modesty panel, add OP-GMOD-12 for \$877.

Rectangular Peninsula Desk with Two Square Posts

12" Hanging Modesty



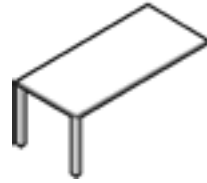
Right Model Shown

Model Number	Depth	Width	Height	
Left Model Right Model				
SS-RPS2-3060-L-A1 SS-RPS2-3060-R-A1	30	60	29	\$1,539
SS-RPS2-3066-L-A1 SS-RPS2-3066-R-A1	30	66	29	\$1,652
SS-RPS2-3072-L-A1 SS-RPS2-3072-R-A1	30	72	29	\$1,714
SS-RPS2-3672-L-A1 SS-RPS2-3672-R-A1	36	72	29	\$1,751
SS-RPS2-3678-L-A1 SS-RPS2-3678-R-A1	36	78	29	\$2,030

- 2.5" silver metallic posts. Black not available.
- Modesty Panel inset 10" from front, 6" from side, and 6" from post.

Hanging Rectangular Peninsula Desk with Two Square Posts

No Modesty

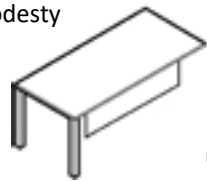


Model Number	Depth	Width	Height	
SS-HRPS-3048-A1	30	48	29	\$1,154
SS-HRPS-3054-A1	30	54	29	\$1,175
SS-HRPS-3060-A1	30	60	29	\$1,193
SS-HRPS-3066-A1	30	66	29	\$1,306
SS-HRPS-3072-A1	30	72	29	\$1,370
SS-HRPS-3672-A1	36	72	29	\$1,409
SS-HRPS-3678-A1	36	78	29	\$1,687

- 2.5" silver metallic posts. Black not available.
- For 12" high aluminum-framed acrylic hanging modesty panel, add OP-GMOD-12 for \$877.
- Cannot be used as standalone desk. Must be connected to desk or credenza.

Hanging Rectangular Peninsula Desk with Two Square Posts

12" Hanging Modesty



Right Model Shown

Model Number	Depth	Width	Height		
Left Model	Right Model				
SS-HRP6-3048-L-A1	SS-HRP6-3048-R-A1	30	48	29	\$1,301
SS-HRP6-3054-L-A1	SS-HRP6-3054-R-A1	30	54	29	\$1,322
SS-HRP6-3060-L-A1	SS-HRP6-3060-R-A1	30	60	29	\$1,341
SS-HRP6-3072-L-A1	SS-HRP6-3072-R-A1	30	72	29	\$1,518
SS-HRP6-3672-L-A1	SS-HRP6-3672-R-A1	36	72	29	\$1,555
SS-HRP6-3678-L-A1	SS-HRP6-3678-R-A1	36	78	29	\$1,833

- 2.5" silver metallic posts. Black not available.
- Modesty Panel inset 5" from front, 6" from side, and 6" from post. Ships unattached.
- Cannot be used as standalone desk. Must be connected to desk or credenza.

Compu-Bullet Desk

No Modesty



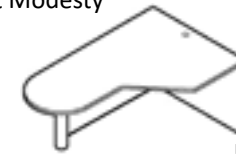
Left Model Shown

Model Number	Depth	Width	Height		
Left Model	Right Model				
SS-CBLT-4272-L-A1	SS-CBLT-4272-R-A1	30-42	72	29	\$1,583
SS-CBLT-4278-L-A1	SS-CBLT-4278-R-A1	30-42	78	29	\$1,758

- Workspace depth of bullet is 30" above the post. Return connection is 24".
- 3" Black post standard. For 3" silver metallic post add OP-POST-1 for \$149.
- For 12" high aluminum-framed acrylic hanging modesty panel, add OP-GMOD-12 for \$877.
- Cannot be used as standalone desk. Must be connected to a return or bridge. To convert to a freestanding unit by switching post leg to disc base, add CF-RDDK-01-20-BK for \$991 for a 20" black disc base or CF-RDDK-01-20-SV for \$991 for a 20" silver disc base.
- Grommet standard on worksurface.

Compu-Bullet Desk

3/4 Height Modesty



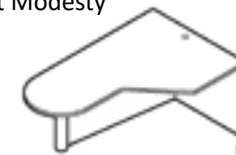
Left Model Shown

Model Number	Depth	Width	Height		
Left Model	Right Model				
SS-CBLP-4272-L-A1	SS-CBLP-4272-R-A1	30-42	72	29	\$1,733
SS-CBLP-4278-L-A1	SS-CBLP-4278-R-A1	30-42	78	29	\$1,906

- Workspace depth of bullet is 30" above the post. Return connection is 24".
- 3" Black post standard. For 3" silver metallic post add OP-POST-1 for \$149.
- Cannot be used as standalone desk. Must be connected to a return or bridge. To convert to a freestanding unit by switching post leg to disc base, add CF-RDDK-01-20-BK for \$991 for a 20" black disc base or CF-RDDK-01-20-SV for \$991 for a 20" silver disc base.
- Grommet standard on worksurface.

Compu-Bullet Desk

Full Height Modesty



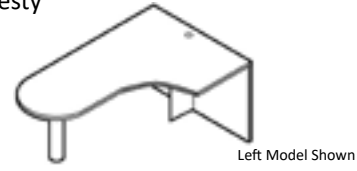
Left Model Shown

Model Number	Depth	Width	Height	C	
Left Model	Right Model				
SS-CBLF-4272-L-A1	SS-CBLF-4272-R-A1	30-42	72	29	\$1,759
SS-CBLF-4278-L-A1	SS-CBLF-4278-R-A1	30-42	78	29	\$1,937

- Workspace depth of bullet is 30" above the post. Return connection is 24".
- 3" Black post standard. For 3" silver metallic post add OP-POST-1 for \$149.
- Cannot be used as standalone desk. Must be connected to a return or bridge. To convert to a freestanding unit by switching post leg to disc base, add CF-RDDK-01-20-BK for \$991 for a 20" black disc base or CF-RDDK-01-20-SV for \$991 for a 20" silver disc base.
- Grommet standard on worksurface.

Compu-Bullet Desk with Inside Curve

No Modesty

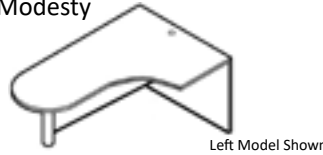


Model Number	Depth	Width	Height		
Left Model	Right Model				
SS-CBLC-4272-L-A1	SS-CBLC-4272-R-A1	30-42	72	29	\$1,583
SS-CBLC-4278-L-A1	SS-CBLC-4278-R-A1	30-42	78	29	\$1,758

- Workspace depth is 30" above the post. Return connection is 24".
- 3" Black post standard. For 3" silver metallic post add OP-POST-1 for \$149.
- For 12" high aluminum-framed acrylic hanging modesty panel, add OP-GMOD-12 for \$877.
- Cannot be used as standalone desk. Must be connected to a return or bridge. To convert to a freestanding unit by switching post leg to disc base, add CF-RDDK-01-20-BK for \$991 for a 20" black disc base or CF-RDDK-01-20-SV for \$991 for a 20" silver disc base.
- Grommet standard on worksurface.

Compu-Bullet Desk with Inside Curve

3/4 Height Modesty

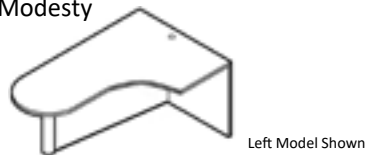


Model Number	Depth	Width	Height		
Left Model	Right Model				
SS-CBLH-4272-L-A1	SS-CBLH-4272-R-A1	30-42	72	29	\$1,733
SS-CBLH-4278-L-A1	SS-CBLH-4278-R-A1	30-42	78	29	\$1,906

- Workspace depth is 30" above the post. Return connection is 24".
- 3" Black post standard. For 3" silver metallic post add OP-POST-1 for \$149.
- Cannot be used as standalone desk. Must be connected to a return or bridge. To convert to a freestanding unit by switching post leg to disc base, add CF-RDDK-01-20-BK for \$991 for a 20" black disc base or CF-RDDK-01-20-SV for \$991 for a 20" silver disc base.
- Grommet standard on worksurface.

Compu-Bullet Desk with Inside Curve

Full Height Modesty

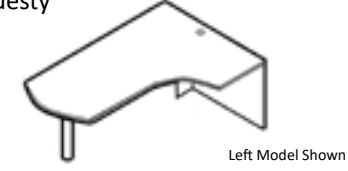


Model Number	Depth	Width	Height		
Left Model	Right Model				
SS-CBCF-4272-L-A1	SS-CBCF-4272-R-A1	30-42	72	29	\$1,759
SS-CBCF-4278-L-A1	SS-CBCF-4278-R-A1	30-42	78	29	\$1,937

- Workspace depth is 30" above the post. Return connection is 24".
- 3" Black post standard. For 3" silver metallic post add OP-POST-1 for \$149.
- Cannot be used as standalone desk. Must be connected to a return or bridge. To convert to a freestanding unit by switching post leg to disc base, add CF-RDDK-01-20-BK for \$991 for a 20" black disc base or CF-RDDK-01-20-SV for \$991 for a 20" silver disc base.
- Grommet standard on worksurface.

Bow-End Peninsula Desk with Inside Curve

No Modesty

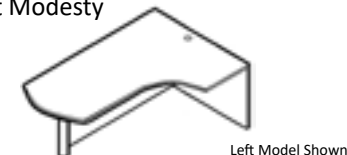


Model Number	Depth	Width	Height		
Left Model	Right Model				
SS-BECV-4272-L-A1	SS-BECV-4272-R-A1	30-42	72	29	\$1,702
SS-BECV-4278-L-A1	SS-BECV-4278-R-A1	30-42	78	29	\$1,877

- Workspace depth is 30" above the post. Return connection is 24".
- 3" Black post standard. For 3" silver metallic post add OP-POST-1 for \$149.
- For 12" high aluminum-framed acrylic hanging modesty panel, add OP-GMOD-12 for \$877.
- Cannot be used as standalone desk. Must be connected to a return or bridge. To convert to a freestanding unit by switching post leg to disc base, add CF-RDDK-01-20-BK for \$991 for a 20" black disc base or CF-RDDK-01-20-SV for \$991 for a 20" silver disc base.
- Grommet standard on worksurface.

Bow-End Peninsula Desk with Inside Curve

3/4 Height Modesty

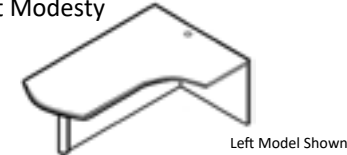


Model Number	Depth	Width	Height		
Left Model	Right Model				
SS-BECP-4272-L-A1	SS-BECP-4272-R-A1	30-42	72	29	\$1,850
SS-BECP-4278-L-A1	SS-BECP-4278-R-A1	30-42	78	29	\$2,026

- Workspace depth is 30" above the post. Return connection is 24".
- 3" Black post standard. For 3" silver metallic post add OP-POST-1 for \$149.
- Cannot be used as standalone desk. Must be connected to a return or bridge. To convert to a freestanding unit by switching post leg to disc base, add CF-RDDK-01-20-BK for \$991 for a 20" black disc base or CF-RDDK-01-20-SV for \$991 for a 20" silver disc base.
- Grommet standard on worksurface.

Bow-End Peninsula Desk with Inside Curve

Full Height Modesty



Model Number	Depth	Width	Height		
Left Model	Right Model				
SS-BECF-4272-L-A1	SS-BECF-4272-R-A1	30-42	72	29	\$1,878
SS-BECF-4278-L-A1	SS-BECF-4278-R-A1	30-42	78	29	\$2,052

- Workspace depth is 30" above the post. Return connection is 24".
- 3" Black post standard. For 3" silver metallic post add OP-POST-1 for \$149.
- Cannot be used as standalone desk. Must be connected to a return or bridge. To convert to a freestanding unit by switching post leg to disc base, add CF-RDDK-01-20-BK for \$991 for a 20" black disc base or CF-RDDK-01-20-SV for \$991 for a 20" silver disc base.
- Grommet standard on worksurface.

Computer Corner Unit with Straight Edge

Full Height Modesty



Model Number	Depth	Width	Height	
SS-COC1-3636-A1	19-36	36-19	29	\$1,237
SS-COC1-4242-A1	19-42	42-19	29	\$1,367
SS-COC2-3636-A1	24-36	36-24	29	\$1,408
SS-COC2-4242-A1	24-42	42-24	29	\$1,457
SS-COC2-4848-A1	24-48	48-24	29	\$1,492
SS-COC3-4848-A1	30-48	48-30	29	\$1,595

- Depth is measured from back corner to corner of return along edge.
- COC1 has 19" return depth. COC2 has 24" return depth. COC3 has 30" return depth.
- Full Modesty Standard. Grommet included.
- Side panels under returns are 14" deep

Computer Corner Unit with Straight Edge

9" High Modesty

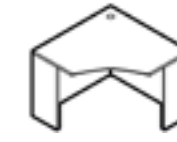


Model Number	Depth	Width	Height	
SS-CIC1-3636-A1	19-36	36-19	29	\$1,413
SS-CIC1-4242-A1	19-42	42-19	29	\$1,540
SS-CIC2-3636-A1	24-36	36-24	29	\$1,582
SS-CIC2-4242-A1	24-42	42-24	29	\$1,633
SS-CIC2-4848-A1	24-48	48-24	29	\$1,669
SS-CIC3-4848-A1	30-48	48-30	29	\$1,770

- Depth is measured from back to corner of return. Side panels under returns are 14" deep
- CIC1 has 19" return depth. CIC2 has 24" return depth. CIC3 has 30" return depth.
- Grommet included.

Computer Corner Unit with Curved Edge

Full Height Modesty



Model Number	Depth	Width	Height	
SS-CUC1-3636-A1	19-36	36-19	29	\$1,237
SS-CUC1-4242-A1	19-42	42-19	29	\$1,367
SS-CUC2-3636-A1	24-36	36-24	29	\$1,408
SS-CUC2-4242-A1	24-42	42-24	29	\$1,457
SS-CUC2-4848-A1	24-48	48-24	29	\$1,492
SS-CUC3-4848-A1	30-48	48-30	29	\$1,595

- Depths shown above measure from back corner to edge of return side.
- CUC1 has 19" return depth. CUC2 has 24" return depth. CUC3 has 30" return depth.
- Full Modesty Standard. Grommet included.
- Side panels under returns are 14" deep.

Computer Corner Unit with Curved Edge

9" High Modesty

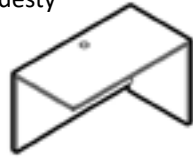


Model Number	Depth	Width	Height	
SS-CEC1-3636-A1	19-36	36-19	29	\$1,413
SS-CEC1-4242-A1	19-42	42-19	29	\$1,540
SS-CEC2-3636-A1	24-36	36-24	29	\$1,582
SS-CEC2-4242-A1	24-42	42-24	29	\$1,633
SS-CEC2-4848-A1	24-48	48-24	29	\$1,669
SS-CEC3-4848-A1	30-48	48-30	29	\$1,770

- Depth is measured from back to corner of return. Side panels under returns are 14" deep
- CEC1 has 19" return depth. CEC2 has 24" return depth. CEC3 has 30" return depth.
- Grommet included.

Return Shell

3/4 Height Modesty



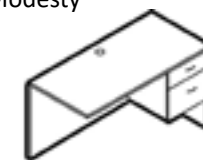
Right Model Shown

Model Number		Depth	Width	Height	
Left Model	Right Model				
SS-RTSH-1930-L-A1	SS-RTSH-1930-R-A1	19	30	29	\$602
SS-RTSH-1936-L-A1	SS-RTSH-1936-R-A1	19	36	29	\$611
SS-RTSH-1942-L-A1	SS-RTSH-1942-R-A1	19	42	29	\$620
SS-RTSH-1948-L-A1	SS-RTSH-1948-R-A1	19	48	29	\$674
SS-RTSH-1954-L-A1	SS-RTSH-1954-R-A1	19	54	29	\$748
SS-RTSH-1960-L-A1	SS-RTSH-1960-R-A1	19	60	29	\$812
SS-RTSH-1966-L-A1	SS-RTSH-1966-R-A1	19	66	29	\$868
SS-RTSH-1972-L-A1	SS-RTSH-1972-R-A1	19	72	29	\$890
SS-RTSH-2430-L-A1	SS-RTSH-2430-R-A1	24	30	29	\$717
SS-RTSH-2436-L-A1	SS-RTSH-2436-R-A1	24	36	29	\$728
SS-RTSH-2442-L-A1	SS-RTSH-2442-R-A1	24	42	29	\$748
SS-RTSH-2448-L-A1	SS-RTSH-2448-R-A1	24	48	29	\$766
SS-RTSH-2454-L-A1	SS-RTSH-2454-R-A1	24	54	29	\$833
SS-RTSH-2460-L-A1	SS-RTSH-2460-R-A1	24	60	29	\$892
SS-RTSH-2466-L-A1	SS-RTSH-2466-R-A1	24	66	29	\$952
SS-RTSH-2472-L-A1	SS-RTSH-2472-R-A1	24	72	29	\$971
SS-RTSH-3036-L-A1	SS-RTSH-3036-R-A1	30	36	29	\$844
SS-RTSH-3042-L-A1	SS-RTSH-3042-R-A1	30	42	29	\$864
SS-RTSH-3048-L-A1	SS-RTSH-3048-R-A1	30	48	29	\$887
SS-RTSH-3060-L-A1	SS-RTSH-3060-R-A1	30	60	29	\$954
SS-RTSH-3066-L-A1	SS-RTSH-3066-R-A1	30	66	29	\$1,011
SS-RTSH-3072-L-A1	SS-RTSH-3072-R-A1	30	72	29	\$1,105

- For full modesty panel, add OP-LMDP-FULL for \$173.
 - Grommet standard in position 2 of top and modesty panel.

Return with Box/File Ped

3/4 Height Modesty



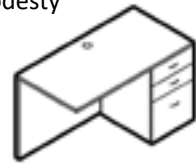
Right Model Shown

Model Number		Depth	Width	Height	
Left Model	Right Model				
SS-RTBF-1930-L-A1	SS-RTBF-1930-R-A1	19	30	29	\$1,321
SS-RTBF-1936-L-A1	SS-RTBF-1936-R-A1	19	36	29	\$1,329
SS-RTBF-1942-L-A1	SS-RTBF-1942-R-A1	19	42	29	\$1,339
SS-RTBF-1948-L-A1	SS-RTBF-1948-R-A1	19	48	29	\$1,392
SS-RTBF-1954-L-A1	SS-RTBF-1954-R-A1	19	54	29	\$1,467
SS-RTBF-1960-L-A1	SS-RTBF-1960-R-A1	19	60	29	\$1,529
SS-RTBF-2430-L-A1	SS-RTBF-2430-R-A1	24	30	29	\$1,436
SS-RTBF-2436-L-A1	SS-RTBF-2436-R-A1	24	36	29	\$1,445
SS-RTBF-2442-L-A1	SS-RTBF-2442-R-A1	24	42	29	\$1,465
SS-RTBF-2448-L-A1	SS-RTBF-2448-R-A1	24	48	29	\$1,485
SS-RTBF-2454-L-A1	SS-RTBF-2454-R-A1	24	54	29	\$1,554
SS-RTBF-2460-L-A1	SS-RTBF-2460-R-A1	24	60	29	\$1,612

- For full modesty panel, add OP-LMDP-FULL for \$173.
 - Grommet standard in position 2 of top and modesty panel.

Return with Box/Box/File Ped

Full Height Modesty



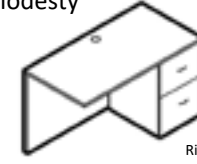
Right Model Shown

Model Number		Depth	Width	Height	
Left Model	Right Model				
SS-RBBF-1930-L-A1	SS-RBBF-1930-R-A1	19	30	29	\$1,387
SS-RBBF-1936-L-A1	SS-RBBF-1936-R-A1	19	36	29	\$1,394
SS-RBBF-1942-L-A1	SS-RBBF-1942-R-A1	19	42	29	\$1,404
SS-RBBF-1948-L-A1	SS-RBBF-1948-R-A1	19	48	29	\$1,458
SS-RBBF-1954-L-A1	SS-RBBF-1954-R-A1	19	54	29	\$1,532
SS-RBBF-1960-L-A1	SS-RBBF-1960-R-A1	19	60	29	\$1,595
SS-RBBF-2430-L-A1	SS-RBBF-2430-R-A1	24	30	29	\$1,502
SS-RBBF-2436-L-A1	SS-RBBF-2436-R-A1	24	36	29	\$1,510
SS-RBBF-2442-L-A1	SS-RBBF-2442-R-A1	24	42	29	\$1,531
SS-RBBF-2448-L-A1	SS-RBBF-2448-R-A1	24	48	29	\$1,551
SS-RBBF-2454-L-A1	SS-RBBF-2454-R-A1	24	54	29	\$1,619
SS-RBBF-2460-L-A1	SS-RBBF-2460-R-A1	24	60	29	\$1,677

- Grommet standard in position 2 of top and modesty panel.
- For 10" modesty panel with finished pedestal back, add OP-LMDP-10 for \$147.

Return with File/File Ped

Full Height Modesty



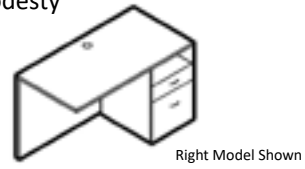
Right Model Shown

Model Number		Depth	Width	Height	
Left Model	Right Model				
SS-RFFL-1930-L-A1	SS-RFFL-1930-R-A1	19	30	29	\$1,387
SS-RFFL-1936-L-A1	SS-RFFL-1936-R-A1	19	36	29	\$1,394
SS-RFFL-1942-L-A1	SS-RFFL-1942-R-A1	19	42	29	\$1,404
SS-RFFL-1948-L-A1	SS-RFFL-1948-R-A1	19	48	29	\$1,458
SS-RFFL-1954-L-A1	SS-RFFL-1954-R-A1	19	54	29	\$1,532
SS-RFFL-1960-L-A1	SS-RFFL-1960-R-A1	19	60	29	\$1,595
SS-RFFL-2430-L-A1	SS-RFFL-2430-R-A1	24	30	29	\$1,502
SS-RFFL-2436-L-A1	SS-RFFL-2436-R-A1	24	36	29	\$1,510
SS-RFFL-2442-L-A1	SS-RFFL-2442-R-A1	24	42	29	\$1,531
SS-RFFL-2448-L-A1	SS-RFFL-2448-R-A1	24	48	29	\$1,551
SS-RFFL-2454-L-A1	SS-RFFL-2454-R-A1	24	54	29	\$1,619
SS-RFFL-2460-L-A1	SS-RFFL-2460-R-A1	24	60	29	\$1,677

- Grommet standard in position 2 of top and modesty panel.
- For 10" modesty panel with finished pedestal back, add OP-LMDP-10 for \$147.

Return with Shelf/Box/File Ped

Full Height Modesty



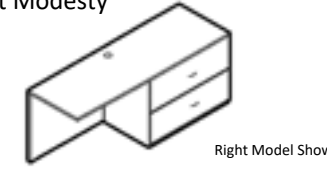
Right Model Shown

Model Number		Depth	Width	Height	
Left Model	Right Model				
SS-RSBF-1930-L-A1	SS-RSBF-1930-R-A1	19	30	29	\$1,444
SS-RSBF-1936-L-A1	SS-RSBF-1936-R-A1	19	36	29	\$1,452
SS-RSBF-1942-L-A1	SS-RSBF-1942-R-A1	19	42	29	\$1,463
SS-RSBF-1948-L-A1	SS-RSBF-1948-R-A1	19	48	29	\$1,515
SS-RSBF-1954-L-A1	SS-RSBF-1954-R-A1	19	54	29	\$1,589
SS-RSBF-1960-L-A1	SS-RSBF-1960-R-A1	19	60	29	\$1,653
SS-RSBF-2430-L-A1	SS-RSBF-2430-R-A1	24	30	29	\$1,559
SS-RSBF-2436-L-A1	SS-RSBF-2436-R-A1	24	36	29	\$1,568
SS-RSBF-2442-L-A1	SS-RSBF-2442-R-A1	24	42	29	\$1,589
SS-RSBF-2448-L-A1	SS-RSBF-2448-R-A1	24	48	29	\$1,611
SS-RSBF-2454-L-A1	SS-RSBF-2454-R-A1	24	54	29	\$1,679
SS-RSBF-2460-L-A1	SS-RSBF-2460-R-A1	24	60	29	\$1,735

- Grommet standard in position 2 of top and modesty panel.
- For 10" modesty panel with finished pedestal back, add OP-LMDP-10 for \$147.

Return with 32" Wide Lateral File Ped

Full Height Modesty



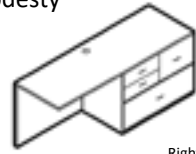
Right Model Shown

Model Number		Depth	Width	Height	
Left Model	Right Model				
SS-RTLFL-1948-L-A1	SS-RTLFL-1948-R-A1	19	48	29	\$1,850
SS-RTLFL-1954-L-A1	SS-RTLFL-1954-R-A1	19	54	29	\$1,923
SS-RTLFL-1960-L-A1	SS-RTLFL-1960-R-A1	19	60	29	\$1,986
SS-RTLFL-1966-L-A1	SS-RTLFL-1966-R-A1	19	66	29	\$2,066
SS-RTLFL-1972-L-A1	SS-RTLFL-1972-R-A1	19	72	29	\$2,108
SS-RTLFL-2442-L-A1	SS-RTLFL-2442-R-A1	24	42	29	\$1,923
SS-RTLFL-2448-L-A1	SS-RTLFL-2448-R-A1	24	48	29	\$1,945
SS-RTLFL-2454-L-A1	SS-RTLFL-2454-R-A1	24	54	29	\$2,011
SS-RTLFL-2460-L-A1	SS-RTLFL-2460-R-A1	24	60	29	\$2,072
SS-RTLFL-2466-L-A1	SS-RTLFL-2466-R-A1	24	66	29	\$2,179
SS-RTLFL-2472-L-A1	SS-RTLFL-2472-R-A1	24	72	29	\$2,217

- Grommet standard in position 2 of top and modesty panel.
- Letter filing is two rows front to back; legal filing is side to side.
- For 10" modesty panel with finished pedestal back, add OP-LMDP-10 for \$147.
- Lateral file drawers have a maximum weight capacity of 50 lbs.

Return with 32" Wide File Center Ped

Full Height Modesty



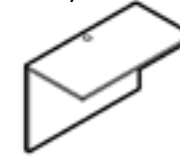
Right Model Shown

Model Number	Depth	Width	Height		
Left Model	Right Model				
SS-RTFC-1948-L-A1	SS-RTFC-1948-R-A1	19	48	29	\$2,086
SS-RTFC-1954-L-A1	SS-RTFC-1954-R-A1	19	54	29	\$2,159
SS-RTFC-1960-L-A1	SS-RTFC-1960-R-A1	19	60	29	\$2,223
SS-RTFC-1966-L-A1	SS-RTFC-1966-R-A1	19	66	29	\$2,299
SS-RTFC-1972-L-A1	SS-RTFC-1972-R-A1	19	72	29	\$2,339
SS-RTFC-2442-L-A1	SS-RTFC-2442-R-A1	24	42	29	\$2,159
SS-RTFC-2448-L-A1	SS-RTFC-2448-R-A1	24	48	29	\$2,180
SS-RTFC-2454-L-A1	SS-RTFC-2454-R-A1	24	54	29	\$2,247
SS-RTFC-2460-L-A1	SS-RTFC-2460-R-A1	24	60	29	\$2,304
SS-RTFC-2466-L-A1	SS-RTFC-2466-R-A1	24	66	29	\$2,412
SS-RTFC-2472-L-A1	SS-RTFC-2472-R-A1	24	72	29	\$2,451

- Grommet standard in position 2 of top and modesty panel.
- On lower drawer, letter filing is two rows front to back; legal filing is side to side. Box drawers do not lock.
- File center pedestal is 32" wide only. Box drawers always on left of pedestal.
- For 10" modesty panel with finished pedestal back, add OP-LMDP-10 for \$147.
- Lateral file drawers have a maximum weight capacity of 50 lbs.

Bridge

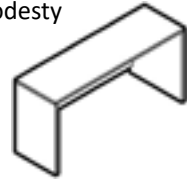
Full Height Modesty



Model Number	Depth	Width	Height	
SS-BRDG-1924-A1	19	24	29	\$525
SS-BRDG-1930-A1	19	30	29	\$533
SS-BRDG-1936-A1	19	36	29	\$541
SS-BRDG-1942-A1	19	42	29	\$574
SS-BRDG-1948-A1	19	48	29	\$599
SS-BRDG-1954-A1	19	54	29	\$681
SS-BRDG-1960-A1	19	60	29	\$765
SS-BRDG-2424-A1	24	24	29	\$534
SS-BRDG-2430-A1	24	30	29	\$545
SS-BRDG-2436-A1	24	36	29	\$560
SS-BRDG-2442-A1	24	42	29	\$595
SS-BRDG-2448-A1	24	48	29	\$619
SS-BRDG-2454-A1	24	54	29	\$721
SS-BRDG-2460-A1	24	60	29	\$807

- Standard with full modesty panel unless otherwise noted on your order.
- Bridges ship flat to save space. Hinged modesty panel for easy access install.
- Grommet standard in position 2 of top and modesty panel.
- For 10" modesty panel, add OP-LMDP-10 for \$147.

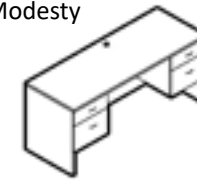
Credenza Shell
3/4 Height Modesty



Model Number	Depth	Width	Height	
SS-CSHL-1936-A1	19	36	29	\$717
SS-CSHL-1942-A1	19	42	29	\$728
SS-CSHL-1948-A1	19	48	29	\$747
SS-CSHL-1954-A1	19	54	29	\$765
SS-CSHL-1960-A1	19	60	29	\$820
SS-CSHL-1966-A1	19	66	29	\$937
SS-CSHL-1972-A1	19	72	29	\$1,002
SS-CSHL-1978-A1	19	78	29	\$1,189
SS-CSHL-1984-A1	19	84	29	\$1,387
SS-CSHL-2442-A1	24	42	29	\$797
SS-CSHL-2448-A1	24	48	29	\$810
SS-CSHL-2454-A1	24	54	29	\$816
SS-CSHL-2460-A1	24	60	29	\$841
SS-CSHL-2466-A1	24	66	29	\$978
SS-CSHL-2472-A1	24	72	29	\$1,041
SS-CSHL-2478-A1	24	78	29	\$1,226
SS-CSHL-2484-A1	24	84	29	\$1,425

- 3/4 height modesty panel except 78" and 84" which have full modesty panels.
- Modesty panel is inset 1/4" from end panels.
- For full modesty panel, add OP-LMDP-FULL for \$173.
- For optional foot purse shelf, add OP-SHLF-1 for \$235.
- See page 70-73 for pedestals.

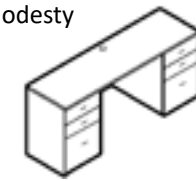
Kneehole Credenza - Box/File Peds
3/4 Height Modesty



Model Number	Depth	Width	Height	
SS-CRKN-1960-A1	19	60	29	\$2,046
SS-CRKN-1966-A1	19	66	29	\$2,299
SS-CRKN-1972-A1	19	72	29	\$2,348
SS-CRKN-1978-A1	19	78	29	\$2,563
SS-CRKN-2460-A1	24	60	29	\$2,085
SS-CRKN-2466-A1	24	66	29	\$2,336
SS-CRKN-2472-A1	24	72	29	\$2,387
SS-CRKN-2478-A1	24	78	29	\$2,602

- Grommet standard.
- For full modesty panel, add OP-LMDP-FULL for \$173.

Kneehole Credenza - Box/Box/File Peds
Full Height Modesty

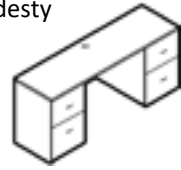


Model Number	Depth	Width	Height	
SS-CBBF-1960-A1	19	60	29	\$2,177
SS-CBBF-1966-A1	19	66	29	\$2,430
SS-CBBF-1972-A1	19	72	29	\$2,479
SS-CBBF-1978-A1	19	78	29	\$2,694
SS-CBBF-2460-A1	24	60	29	\$2,216
SS-CBBF-2466-A1	24	66	29	\$2,467
SS-CBBF-2472-A1	24	72	29	\$2,518
SS-CBBF-2478-A1	24	78	29	\$2,733

- Grommet standard.
- For 10" modesty panel with finished pedestal back, add OP-LMDP-10 for \$147.
- Add OP-PEDL-09 to switch Box-Box-File Pedestal to File-File pedestal for no charge.

Kneehole Credenza - File/File Peds

Full Height Modesty

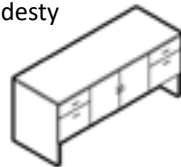


Model Number	Depth	Width	Height	
SS-CFFF-1960-A1	19	60	29	\$2,177
SS-CFFF-1966-A1	19	66	29	\$2,430
SS-CFFF-1972-A1	19	72	29	\$2,479
SS-CFFF-1978-A1	19	78	29	\$2,694
SS-CFFF-2460-A1	24	60	29	\$2,216
SS-CFFF-2466-A1	24	66	29	\$2,467
SS-CFFF-2472-A1	24	72	29	\$2,518
SS-CFFF-2478-A1	24	78	29	\$2,733

- Grommet standard.
- For 10" modesty panel with finished pedestal back, add OP-LMDP-10 for \$147.

Storage Credenza - Box/File Peds

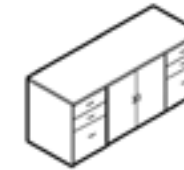
3/4 Height Modesty



Model Number	Depth	Width	Height	
SS-CRST-1960-A1	19	60	29	\$1,942
SS-CRST-1966-A1	19	66	29	\$2,192
SS-CRST-1972-A1	19	72	29	\$2,242
SS-CRST-1978-A1	19	78	29	\$2,459
SS-CRST-2460-A1	24	60	29	\$1,981
SS-CRST-2466-A1	24	66	29	\$2,230
SS-CRST-2472-A1	24	72	29	\$2,283
SS-CRST-2478-A1	24	78	29	\$2,500

- Includes two hinged doors with one adjustable shelf.
- Lock standard on pedestals only. For lock on doors, add OP-LOCK-ADD for \$133.

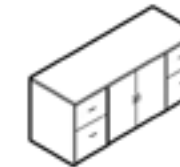
Storage Credenza - Box/Box/File Peds



Model Number	Depth	Width	Height	
SS-CFST-1966-A1	19	66	29	\$2,861
SS-CFST-1972-A1	19	72	29	\$2,908
SS-CFST-1978-A1	19	78	29	\$3,125
SS-CFST-2466-A1	24	66	29	\$2,898
SS-CFST-2472-A1	24	72	29	\$2,948
SS-CFST-2478-A1	24	78	29	\$3,165

- Includes two hinged doors in center and one adjustable shelf behind doors .
- Lock standard on pedestals only. For lock on doors, add OP-LOCK-ADD for \$133.
- Add OP-PEDL-09 to switch Box-Box-File Pedestal to File-File pedestal for no charge.

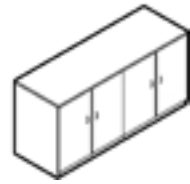
Storage Credenza - File/File Peds



Model Number	Depth	Width	Height	
SS-CFS2-1966-A1	19	66	29	\$2,861
SS-CFS2-1972-A1	19	72	29	\$2,908
SS-CFS2-1978-A1	19	78	29	\$3,125
SS-CFS2-2466-A1	24	66	29	\$2,898
SS-CFS2-2472-A1	24	72	29	\$2,948
SS-CFS2-2478-A1	24	78	29	\$3,165

- Includes two hinged doors with one adjustable shelf.
- Lock standard on pedestals only. For lock on doors, add OP-LOCK-ADD for \$133.

Four Door Credenza

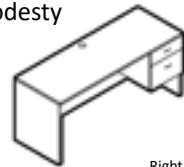


Model Number	Depth	Width	Height	
SS-STDB-1960-A1	19	60	29	\$2,599
SS-STDB-1966-A1	19	66	29	\$2,623
SS-STDB-1972-A1	19	72	29	\$2,674
SS-STDB-1978-A1	19	78	29	\$2,888
SS-STDB-2460-A1	24	60	29	\$2,640
SS-STDB-2466-A1	24	66	29	\$2,662
SS-STDB-2472-A1	24	72	29	\$2,713
SS-STDB-2478-A1	24	78	29	\$2,932

- Doors are outset on sides.
- Single adjustable shelf behind each set of doors.
- For lock on doors, add OP-LOCK-ADD for \$133 per lock. (Two locks needed for this unit.)

Single Ped Credenza - Box/File Ped

3/4 Height Modesty



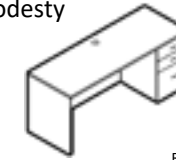
Right Model Shown

Model Number	Depth	Width	Height	
Left Model				
Right Model				
SS-SPC1-1960-L-A1	19	60	29	\$1,518
SS-SPC1-1966-L-A1	19	66	29	\$1,636
SS-SPC1-1972-L-A1	19	72	29	\$1,700
SS-SPC1-1978-L-A1	19	78	29	\$1,887
SS-SPC1-2460-L-A1	24	60	29	\$1,539
SS-SPC1-2466-L-A1	24	66	29	\$1,679
SS-SPC1-2472-L-A1	24	72	29	\$1,738
SS-SPC1-2478-L-A1	24	78	29	\$1,926

- Grommet standard.
- For full modesty panel, add OP-LMDP-FULL for \$173.
- For optional foot purse shelf, add OP-SHLF-1 for \$235.

Single Ped Credenza - Box/Box/File Ped

Full Height Modesty



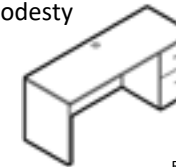
Right Model Shown

Model Number	Depth	Width	Height	
Left Model				
Right Model				
SS-SPC2-1960-L-A1	19	60	29	\$1,583
SS-SPC2-1966-L-A1	19	66	29	\$1,702
SS-SPC2-1972-L-A1	19	72	29	\$1,766
SS-SPC2-1978-L-A1	19	78	29	\$1,952
SS-SPC2-2460-L-A1	24	60	29	\$1,604
SS-SPC2-2466-L-A1	24	66	29	\$1,745
SS-SPC2-2472-L-A1	24	72	29	\$1,804
SS-SPC2-2478-L-A1	24	78	29	\$1,992

- Grommet standard.
- For 10" modesty panel with finished pedestal back, add OP-LMDP-10 for \$147.

Single Ped Credenza - File/File Ped

Full Height Modesty



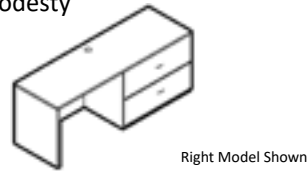
Right Model Shown

Model Number	Depth	Width	Height	
Left Model				
Right Model				
SS-SPC5-1960-L-A1	19	60	29	\$1,583
SS-SPC5-1966-L-A1	19	66	29	\$1,702
SS-SPC5-1972-L-A1	19	72	29	\$1,766
SS-SPC5-1978-L-A1	19	78	29	\$1,952
SS-SPC5-2460-L-A1	24	60	29	\$1,604
SS-SPC5-2466-L-A1	24	66	29	\$1,745
SS-SPC5-2472-L-A1	24	72	29	\$1,804
SS-SPC5-2478-L-A1	24	78	29	\$1,992

- Grommet standard.
- For 10" modesty panel with finished pedestal back, add OP-LMDP-10 for \$147.

Single Ped Credenza - 36" Wide Lateral File Ped

Full Height Modesty

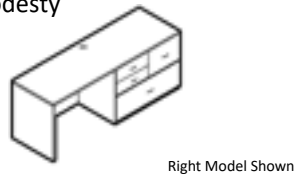


Model Number	Depth	Width	Height	
Left Model Right Model				
SS-SPC3-1966-L-A1 SS-SPC3-1966-R-A1	19	66	29	\$2,092
SS-SPC3-1972-L-A1 SS-SPC3-1972-R-A1	19	72	29	\$2,158
SS-SPC3-1978-L-A1 SS-SPC3-1978-R-A1	19	78	29	\$2,347
SS-SPC3-2466-L-A1 SS-SPC3-2466-R-A1	24	66	29	\$2,132
SS-SPC3-2472-L-A1 SS-SPC3-2472-R-A1	24	72	29	\$2,195
SS-SPC3-2478-L-A1 SS-SPC3-2478-R-A1	24	78	29	\$2,386

- Lateral width is 36". Note clearly on order if you prefer 32" for same price.
- Grommet standard.
- For 10" modesty panel with finished pedestal back, add OP-LMDP-10 for \$147.
- Legal and letter filing can be two rows front to back, or legal only side to side.
- Lateral file drawers have a maximum weight capacity of 50 lbs.

Single Ped Credenza - 32" File Center Ped

Full Height Modesty

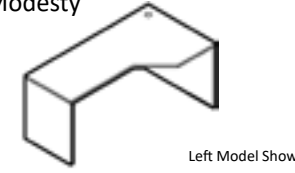


Model Number	Depth	Width	Height	
Left Model Right Model				
SS-SPC4-1966-L-A1 SS-SPC4-1966-R-A1	19	66	29	\$2,329
SS-SPC4-1972-L-A1 SS-SPC4-1972-R-A1	19	72	29	\$2,393
SS-SPC4-1978-L-A1 SS-SPC4-1978-R-A1	19	78	29	\$2,579
SS-SPC4-2466-L-A1 SS-SPC4-2466-R-A1	24	66	29	\$2,367
SS-SPC4-2472-L-A1 SS-SPC4-2472-R-A1	24	72	29	\$2,433
SS-SPC4-2478-L-A1 SS-SPC4-2478-R-A1	24	78	29	\$2,621

- Grommet standard.
- For 10" modesty panel with finished pedestal back, add OP-LMDP-10 for \$147.
- File center pedestal is 32" wide only. Box drawers always on left of pedestal. Box drawers do not lock.
- On bottom drawer, letter filing is two rows front to back. Legal filing is side to side.
- Lateral file drawers have a maximum weight capacity of 50 lbs.

Compudenza Shell

3/4 Height Modesty

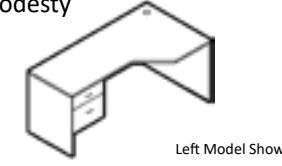


Model Number	Depth	Width	Height	
Left Model Right Model				
SS-CDS1-3666-L-A1 SS-CDS1-3666-R-A1	19-36-19	66	29	\$1,135
SS-CDS1-3672-L-A1 SS-CDS1-3672-R-A1	19-36-19	72	29	\$1,154
SS-CDS2-3666-L-A1 SS-CDS2-3666-R-A1	24-36-24	66	29	\$1,166
SS-CDS2-3672-L-A1 SS-CDS2-3672-R-A1	24-36-24	72	29	\$1,175
SS-CDS2-3678-L-A1 SS-CDS2-3678-R-A1	24-36-24	78	29	\$1,322
SS-CDS2-4272-L-A1 SS-CDS2-4272-R-A1	24-42-24	72	29	\$1,387
SS-CDS2-4278-L-A1 SS-CDS2-4278-R-A1	24-42-24	78	29	\$1,638

- NOTE: Left model has extended corner on the *right*.
- CDS1 has 19" workspace depth & 19" return connect depth. CDS2 has 24" for both.
- Grommet standard.
- For full modesty panel, add OP-LMDP-FULL for \$173.

Compudenza - Box/File Ped

3/4 Height Modesty

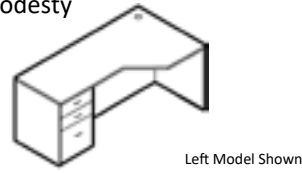


Model Number	Depth	Width	Height	
Left Model Right Model				
SS-CDZ1-3666-L-A1 SS-CDZ1-3666-R-A1	19-36-19	66	29	\$1,837
SS-CDZ1-3672-L-A1 SS-CDZ1-3672-R-A1	19-36-19	72	29	\$1,854
SS-CDZ2-3666-L-A1 SS-CDZ2-3666-R-A1	24-36-24	66	29	\$1,862
SS-CDZ2-3672-L-A1 SS-CDZ2-3672-R-A1	24-36-24	72	29	\$1,876
SS-CDZ2-3678-L-A1 SS-CDZ2-3678-R-A1	24-36-24	78	29	\$2,021
SS-CDZ2-4272-L-A1 SS-CDZ2-4272-R-A1	24-42-24	72	29	\$2,087
SS-CDZ2-4278-L-A1 SS-CDZ2-4278-R-A1	24-42-24	78	29	\$2,336

- NOTE: Left model has extended corner on the *right*.
- CDZ1 has 19" workspace depth & 19" return connect depth. CDZ2 has 24" for both.
- Grommet standard.
- For full modesty panel, add OP-LMDP-FULL for \$173.

Compudenza - Box/Box/File Ped

Full Height Modesty



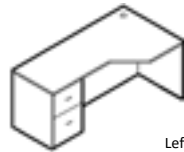
Left Model Shown

Model Number	Depth	Width	Height	
Left Model Right Model				
SS-CDF1-3666-L-A1 SS-CDF1-3666-R-A1	19-36-19	66	29	\$1,902
SS-CDF1-3672-L-A1 SS-CDF1-3672-R-A1	19-36-19	72	29	\$1,920
SS-CDF2-3666-L-A1 SS-CDF2-3666-R-A1	24-36-24	66	29	\$1,927
SS-CDF2-3672-L-A1 SS-CDF2-3672-R-A1	24-36-24	72	29	\$1,942
SS-CDF2-3678-L-A1 SS-CDF2-3678-R-A1	24-36-24	78	29	\$2,087
SS-CDF2-4272-L-A1 SS-CDF2-4272-R-A1	24-42-24	72	29	\$2,151
SS-CDF2-4278-L-A1 SS-CDF2-4278-R-A1	24-42-24	78	29	\$2,401

- NOTE: Left model has extended corner on the *right*.
- CDF1 has 19" workspace depth & 19" return connect depth. CDF2 has 24" for both.
- Grommet standard.
- For 10" modesty panel with finished pedestal back, add OP-LMDP-10 for \$147.

Compudenza - File/File Ped

Full Height Modesty



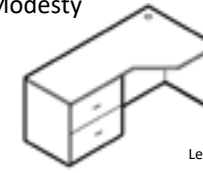
Left Model Shown

Model Number	Depth	Width	Height	
Left Model Right Model				
SS-CDL1-3666-L-A1 SS-CDL1-3666-R-A1	19-36-19	66	29	\$1,902
SS-CDL1-3672-L-A1 SS-CDL1-3672-R-A1	19-36-19	72	29	\$1,920
SS-CDL2-3666-L-A1 SS-CDL2-3666-R-A1	24-36-24	66	29	\$1,927
SS-CDL2-3672-L-A1 SS-CDL2-3672-R-A1	24-36-24	72	29	\$1,942
SS-CDL2-3678-L-A1 SS-CDL2-3678-R-A1	24-36-24	78	29	\$2,087
SS-CDL2-4272-L-A1 SS-CDL2-4272-R-A1	24-42-24	72	29	\$2,151
SS-CDL2-4278-L-A1 SS-CDL2-4278-R-A1	24-42-24	78	29	\$2,401

- NOTE: Left model has extended corner on the *right*.
- CDL1 has 19" workspace depth and 19" return connect depth. CDL2 has 24" for both.
- Grommet standard.
- For 10" modesty panel with finished pedestal back, add OP-LMDP-10 for \$147.

Compudenza - 32" Lateral File Ped

Full Height Modesty



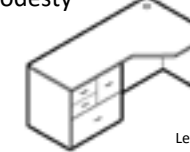
Left Model Shown

Model Number	Depth	Width	Height	
Left Model Right Model				
SS-CLF1-3672-L-A1 SS-CLF1-3672-R-A1	19-36-19	72	29	\$2,311
SS-CLF2-3672-L-A1 SS-CLF2-3672-R-A1	24-36-24	72	29	\$2,331
SS-CLF2-3678-L-A1 SS-CLF2-3678-R-A1	24-36-24	78	29	\$2,479
SS-CLF2-4272-L-A1 SS-CLF2-4272-R-A1	24-42-24	72	29	\$2,541
SS-CLF2-4278-L-A1 SS-CLF2-4278-R-A1	24-42-24	78	29	\$2,795

- NOTE: Left model has extended corner on the *right*.
- CLF1 has 19" workspace depth and 19" return connect depth. CLF2 has 24" for both.
- Grommet standard.
- For 10" modesty panel with finished pedestal back, add OP-LMDP-10 for \$147.
- Filing options are two rows letter-size front to back, or one row legal-size side to side.
- Lateral file drawers have a maximum weight capacity of 50 lbs.

Compudenza - 32" File Center Ped

Full Height Modesty



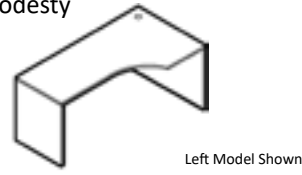
Left Model Shown

Model Number	Depth	Width	Height	
Left Model Right Model				
SS-CFC1-3672-L-A1 SS-CFC1-3672-R-A1	19-36-19	72	29	\$2,546
SS-CFC2-3672-L-A1 SS-CFC2-3672-R-A1	24-36-24	72	29	\$2,566
SS-CFC2-3678-L-A1 SS-CFC2-3678-R-A1	24-36-24	78	29	\$2,713
SS-CFC2-4272-L-A1 SS-CFC2-4272-R-A1	24-42-24	72	29	\$2,775
SS-CFC2-4278-L-A1 SS-CFC2-4278-R-A1	24-42-24	78	29	\$3,029

- NOTE: Left model has extended corner on the *right*.
- CFC1 has 19" workspace depth and 19" return connect depth. CFC2 has 24" for both.
- Box drawers always on left of pedestal. Box drawers do not lock.
- Grommet standard.
- For 10" modesty panel with finished pedestal back, add OP-LMDP-10 for \$147.
- Lateral file drawers have a maximum weight capacity of 50 lbs.

Compudenza Shell with Inside Curve

3/4 Height Modesty



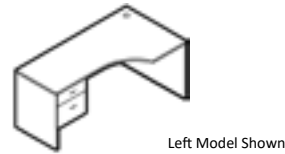
Left Model Shown

Model Number	Depth	Width	Height	
Left Model Right Model				
SS-CCS1-3666-L-A1 SS-CCS1-3666-R-A1	19-36-19	66	29	\$1,231
SS-CCS1-3672-L-A1 SS-CCS1-3672-R-A1	19-36-19	72	29	\$1,254
SS-CCS2-3666-L-A1 SS-CCS2-3666-R-A1	24-36-24	66	29	\$1,262
SS-CCS2-3672-L-A1 SS-CCS2-3672-R-A1	24-36-24	72	29	\$1,272
SS-CCS2-3678-L-A1 SS-CCS2-3678-R-A1	24-36-24	78	29	\$1,421
SS-CCS2-4272-L-A1 SS-CCS2-4272-R-A1	24-42-24	72	29	\$1,482
SS-CCS2-4278-L-A1 SS-CCS2-4278-R-A1	24-42-24	78	29	\$1,735

- NOTE: Left model has extended corner on the *right*.
- CCS1 has 19" workspace depth & 19" return connect depth. CCS2 has 24" for both.
- Grommet standard.
- For full modesty panel, add OP-LMDP-FULL for \$173.

Compudenza Shell with Inside Curve - Box/File Ped

3/4 Height Modesty



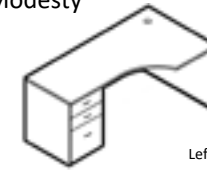
Left Model Shown

Model Number	Depth	Width	Height	
Left Model Right Model				
SS-CCZ1-3666-L-A1 SS-CCZ1-3666-R-A1	19-36-19	66	29	\$1,837
SS-CCZ1-3672-L-A1 SS-CCZ1-3672-R-A1	19-36-19	72	29	\$1,854
SS-CCZ2-3666-L-A1 SS-CCZ2-3666-R-A1	24-36-24	66	29	\$1,862
SS-CCZ2-3672-L-A1 SS-CCZ2-3672-R-A1	24-36-24	72	29	\$1,876
SS-CCZ2-3678-L-A1 SS-CCZ2-3678-R-A1	24-36-24	78	29	\$2,021
SS-CCZ2-4272-L-A1 SS-CCZ2-4272-R-A1	24-42-24	72	29	\$2,086
SS-CCZ2-4278-L-A1 SS-CCZ2-4278-R-A1	24-42-24	78	29	\$2,336

- NOTE: Left model has extended corner on the *right*.
- CCZ1 has 19" workspace depth and 19" return connect depth. CCZ2 has 24" for both.
- Grommet standard.
- For full modesty panel, add OP-LMDP-FULL for \$173.

Compudenza Shell with Inside Curve - Box/Box/File Ped

Full Height Modesty



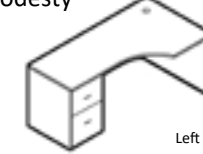
Left Model Shown

Model Number	Depth	Width	Height	
Left Model Right Model				
SS-CCU1-3666-L-A1 SS-CCU1-3666-R-A1	19-36-19	66	29	\$1,902
SS-CCU1-3672-L-A1 SS-CCU1-3672-R-A1	19-36-19	72	29	\$1,920
SS-CCU2-3666-L-A1 SS-CCU2-3666-R-A1	24-36-24	66	29	\$1,927
SS-CCU2-3672-L-A1 SS-CCU2-3672-R-A1	24-36-24	72	29	\$1,942
SS-CCU2-3678-L-A1 SS-CCU2-3678-R-A1	24-36-24	78	29	\$2,087
SS-CCU2-4272-L-A1 SS-CCU2-4272-R-A1	24-42-24	72	29	\$2,151
SS-CCU2-4278-L-A1 SS-CCU2-4278-R-A1	24-42-24	78	29	\$2,401

- NOTE: Left model has extended corner on the *right*.
- CCU1 has 19" workspace depth and 19" return connect depth. CCU2 has 24" for both.
- Grommet standard.
- For 10" modesty panel with finished pedestal back, add OP-LMDP-10 for \$147.

Compudenza Shell with Inside Curve - File/File Ped

Full Height Modesty



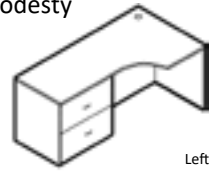
Left Model Shown

Model Number	Depth	Width	Height	
Left Model Right Model				
SS-CCL1-3666-L-A1 SS-CCL1-3666-R-A1	19-36-19	66	29	\$1,902
SS-CCL1-3672-L-A1 SS-CCL1-3672-R-A1	19-36-19	72	29	\$1,920
SS-CCL2-3666-L-A1 SS-CCL2-3666-R-A1	24-36-24	66	29	\$1,927
SS-CCL2-3672-L-A1 SS-CCL2-3672-R-A1	24-36-24	72	29	\$1,942
SS-CCL2-3678-L-A1 SS-CCL2-3678-R-A1	24-36-24	78	29	\$2,087
SS-CCL2-4272-L-A1 SS-CCL2-4272-R-A1	24-42-24	72	29	\$2,151
SS-CCL2-4278-L-A1 SS-CCL2-4278-R-A1	24-42-24	78	29	\$2,401

- NOTE: Left model has extended corner on the *right*.
- CCL1 has 19" for both workspace depth & return connect depth. CCL2 has 24" for both.
- Grommet standard.
- For 10" modesty panel with finished pedestal back, add OP-LMDP-10 for \$147.

Compudenza Shell with Inside Curve - 32" Wide Lateral File Ped

Full Height Modesty



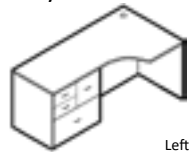
Left Model Shown

Model Number	Depth	Width	Height		
Left Model	Right Model				
SS-CLF6-3672-L-A1	SS-CLF6-3672-R-A1	19-36-19	72	29	\$2,311
SS-CLF7-3672-L-A1	SS-CLF7-3672-R-A1	24-36-24	72	29	\$2,331
SS-CLF7-3678-L-A1	SS-CLF7-3678-R-A1	24-36-24	78	29	\$2,479
SS-CLF7-4272-L-A1	SS-CLF7-4272-R-A1	24-42-24	72	29	\$2,541
SS-CLF7-4278-L-A1	SS-CLF7-4278-R-A1	24-42-24	78	29	\$2,795

- NOTE: Left model has extended corner on the *right*.
- CLF6 has 19" workspace depth and 19" return connect depth. CLF7 has 24" for both.
- Grommet standard.
- For 10" modesty panel with finished pedestal back, add OP-LMDP-10 for \$147.
- Filing options are two rows letter-size front to back, or one row legal-size side to side.
- Lateral file drawers have a maximum weight capacity of 50 lbs.

Compudenza Shell with Inside Curve - 32" Wide File Center Ped

Full Height Modesty



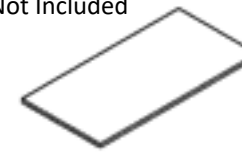
Left Model Shown

Model Number	Depth	Width	Height		
Left Model	Right Model				
SS-CFC6-3672-L-A1	SS-CFC6-3672-R-A1	19-36-19	72	29	\$2,546
SS-CFC7-3672-L-A1	SS-CFC7-3672-R-A1	24-36-24	72	29	\$2,566
SS-CFC7-3678-L-A1	SS-CFC7-3678-R-A1	24-36-24	78	29	\$2,713
SS-CFC7-4272-L-A1	SS-CFC7-4272-R-A1	24-42-24	72	29	\$2,775
SS-CFC7-4278-L-A1	SS-CFC7-4278-R-A1	24-42-24	78	29	\$3,029

- NOTE: Left model has extended corner on the *right*.
- CFC6 has 19" workspace depth and 19" return connect depth. CFC7 has 24" for both.
- Box drawers always on left of pedestal. Box drawers do not lock.
- Grommet standard.
- For 10" modesty panel with finished pedestal back, add OP-LMDP-10 for \$147.
- Lateral file drawers have a maximum weight capacity of 50 lbs.

Rectangular Worksurface (Top Only)

Stiffener Not Included



Model Number	Depth	Width	Height	
SS-TOPO-1924-A1	19	24	NA	\$282
SS-TOPO-1930-A1	19	30	NA	\$283
SS-TOPO-1936-A1	19	36	NA	\$286
SS-TOPO-1942-A1	19	42	NA	\$287
SS-TOPO-1948-A1	19	48	NA	\$380
SS-TOPO-1954-A1	19	54	NA	\$382
SS-TOPO-1960-A1	19	60	NA	\$383
SS-TOPO-1966-A1	19	66	NA	\$385
SS-TOPO-1972-A1	19	72	NA	\$389
SS-TOPO-1978-A1	19	78	NA	\$481
SS-TOPO-1984-A1	19	84	NA	\$482
SS-TOPO-2424-A1	24	24	NA	\$283
SS-TOPO-2430-A1	24	30	NA	\$286
SS-TOPO-2436-A1	24	36	NA	\$287
SS-TOPO-2442-A1	24	42	NA	\$290
SS-TOPO-2448-A1	24	48	NA	\$382
SS-TOPO-2454-A1	24	54	NA	\$383
SS-TOPO-2460-A1	24	60	NA	\$385
SS-TOPO-2466-A1	24	66	NA	\$389
SS-TOPO-2472-A1	24	72	NA	\$392
SS-TOPO-2478-A1	24	78	NA	\$481
SS-TOPO-2484-A1	24	84	NA	\$484
SS-TOPO-3030-A1	30	30	NA	\$376
SS-TOPO-3036-A1	30	36	NA	\$380
SS-TOPO-3042-A1	30	42	NA	\$382
SS-TOPO-3048-A1	30	48	NA	\$517
SS-TOPO-3054-A1	30	54	NA	\$521
SS-TOPO-3060-A1	30	60	NA	\$521
SS-TOPO-3066-A1	30	66	NA	\$523
SS-TOPO-3072-A1	30	72	NA	\$526
SS-TOPO-3078-A1	30	78	NA	\$662
SS-TOPO-3084-A1	30	84	NA	\$664
SS-TOPO-3660-A1	36	60	NA	\$523
SS-TOPO-3666-A1	36	66	N/A	\$526
SS-TOPO-3672-A1	36	72	NA	\$527
SS-TOPO-3678-A1	36	78	NA	\$664

- ANY ADJUSTMENTS TO ABOVE SIZING WILL REQUIRE A CUT CHARGE. USE OP-CUT1 for \$147.
- For rounded corners use OP-EDGE-RND for an additional \$187 per top.
- Grain runs horizontal standard, to change to vertical use OP-FNSH-DRCT for a \$561 price increase. Only available on tops 60" or less.
- See following page for pedestals that can be used to support worksurfaces up to 30" deep.
- Connecting flat brackets of 3.5" x 6.5" available. Add AC-BRKT-FLAT for \$28 per bracket.
- Anti-sag stiffener bar not included. Add AC-STHT-48 for \$109 to add stiffener bar to tops 60" wide and less. Add AC-STHT-60 for \$116 to add stiffener bar to tops 62"-72" wide. Add AC-STHT-72 for \$125 to add stiffener bar to tops 74"-84". 36" deep tops require two stiffener bars.

Box/Box/File Surface Supporting Pedestal



Model Number	Width	Depth	Height	Price
SS-PDBF-1816	16	18	28	\$1,124
SS-PDBF-2216	16	22	28	\$1,164

- Pedestal is finished on all sides and can easily be moved in the field.
- Lock included.

Metal Box/Box/File Pedestal



Model Number	Color	Width	Depth	Height	Price
MF-MPE3-PG	(Platinum Grey)	15	23	28	\$995
MF-MPE3-WT	(White)	15	23	28	\$942
MF-MPE3-BK	(Black)	15	23	28	\$942

- Will not fit under 19" deep worksurfaces.
- Ships in individual carton.
- For laminate drawer faces with standard finishes and pulls, add MF-OPTN-FT for \$228.
- Lock included.
- Platinum Grey may be lighter than other "Silver" or Grey metal finishes

File/File Surface Supporting Pedestal



Model Number	Width	Depth	Height	Price
SS-PDFF-1816	16	18	28	\$1,124
SS-PDFF-2216	16	22	28	\$1,164

- Pedestal is finished on all sides and can easily be moved in the field.
- Lock included.

Metal File/File Pedestal



Model Number	Color	Width	Depth	Height	Price
MF-MPE4-PG	(Platinum Grey)	15	23	28	\$942
MF-MPE4-WT	(White)	15	23	28	\$942
MF-MPE4-BK	(Black)	15	23	28	\$942

- Will not fit under 19" deep worksurfaces.
- Ships in individual carton.
- Lock included.
- For laminate drawer faces with standard finishes and pulls, add MF-OPTN-FT for \$228.
- Platinum Grey may be lighter than other "Silver" or Grey metal finishes

Box/Box/Box/Box Surface Supporting Pedestal



Model Number	Width	Depth	Height	Price
SS-PD4B-1816	16	18	28	\$1,331
SS-PD4B-2216	16	22	28	\$1,373

- Pedestal is finished on all sides and can easily be moved in the field.
- Lock included.

Shelf/Box/File Surface Supporting Pedestal



Model Number	Width	Depth	Height	Price
SS-PDSF-1816	16	18	28	\$1,184
SS-PDSF-2216	16	22	28	\$1,226

- Pedestal is finished on all sides and can easily be moved in the field.

Lateral File Surface Supporting Pedestal



Model Number	Width	Depth	Height	Price
SS-PDLF-1832	32	18	28	\$1,422
SS-PDLF-1836	36	18	28	\$1,437
SS-PDLF-2232	32	22	28	\$1,477
SS-PDLF-2236	36	22	28	\$1,488

- Pedestal is finished on all sides and can easily be moved in the field.
- Lock included.
- Lateral file drawers have a maximum weight capacity of 50 lbs.

File Center Surface Supporting Pedestal



Model Number	Width	Depth	Height	Price
SS-PDFC-1832	32	18	28	\$1,634
SS-PDFC-2232	32	22	28	\$1,644

- Pedestal is finished on all sides and can easily be moved in the field.
- Box drawers do not lock. Box drawers are always placed on the left of pedestal. File drawers lock.
- Lateral file drawers have a maximum weight capacity of 50 lbs.

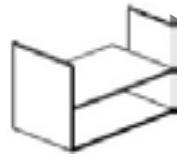
Storage Cabinet Surface Supporting Pedestal



Model Number	Width	Depth	Height	Price
SS-PDSC-1832	32	18	28	\$1,269
SS-PDSC-1836	36	18	28	\$1,282
SS-PDSC-2232	32	22	28	\$1,322
SS-PDSC-2236	36	22	28	\$1,333

- Pedestal is finished on all sides and can easily be moved in the field.
- Single shelf included. For extra shelf -- use OP-SHLF-2 for \$185.
- Hinges open to 90 degrees only.
- Lock optional. Use OP-LOCK-ADD for \$133.

Printer Pedestal



Model Number	Width	Depth	Height	Price
SS-PDPS-1830	30	18	28	\$1,143
SS-PDPS-2230	30	22	28	\$1,184

- Actual width of opening is 1.5" less than overall pedestal width.
- Please specify height of placement for printer shelf.
- Shelf rolls out.

CPU Pedestal



Model Number	Width	Depth	Height	Price
SS-PDPC-1711	11	17	28	\$415

- 9" wide opening.

Bookshelf Pedestal



Model Number	Width	Depth	Height	Price
SS-PDBS-1536	36	15	28	\$763

- Pedestal is finished on all sides and can easily be moved in the field.

Box/Box/File Mobile Pedestal



Model Number	Width	Depth	Height	Price
SS-MBLP-1622	16	22	28	\$1,331

- Five casters for stability.
- PVC edge on top.
- Lock included.

File/File Mobile Pedestal



Model Number	Width	Depth	Height	Price
SS-MBFF-1622	16	22	28	\$1,331

- Five casters for stability.
- PVC edge on top.
- Lock included.

Box/File Mobile Pedestal



Model Number	Width	Depth	Height	Price
SS-MBBF-1622 (box-file)	16	22	22	\$1,235

- Five casters for stability.
- PVC edge on top.
- Lock included.

Box/File Mobile Pedestal with Seat Cushion



Model Number	Width	Depth	Height	Grade 1	Grade 2	Grade 3
SS-MBCS-1622-GR?	16	22	24	\$1,422	\$1,518	\$1,609

- Five casters for stability. Weight capacity of 250 lbs.
- Replace '?' with fabric grade. See website for fabric selections.
- Lock included.

Metal Box/File Mobile Pedestal



Model Number	Color	Width	Depth	Height	Price
MF-MPE1-SM	(Silver Metallic)	15	20	23	\$932
MF-MPE1-WT	(White)	15	20	23	\$932
MF-MPE1-BK	(Black)	15	20	23	\$1,068

- Ships in individual carton.
- Lock included.
- For laminate drawer faces with standard finishes and pulls, add MF-OPTN-FT for \$228.

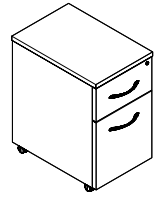
Metal Box/File Mobile Pedestal with Seat Cushion



Model Number	Color	Width	Depth	Height	Grade 1	Grade 2	Grade 3
MF-MPE2-SM	(Silver Metallic)	15	20	23	\$1,160	\$1,251	\$1,382
MF-MPE2-WT	(White)	15	20	23	\$1,160	\$1,251	\$1,382
MF-MPE2-BK	(Black)	15	20	23	\$1,296	\$1,387	\$1,518

- Ships in individual carton.
- Lock included.
- For laminate drawer faces with standard finishes and pulls, add MF-OPTN-FT for \$228.
- Replace '?' with fabric grade. See website for fabric selections.

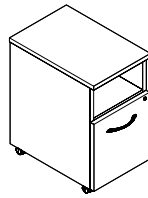
Skinny Box/File Mobile Pedestal



Model Number	Width	Depth	Height	Price
SS-SMBF-1812	12	17 3/4	22	\$1,033
SS-SMBF-2212	12	21 3/4	22	\$1,082

- Pedestal is finished on all sides.
- Includes five locking casters for stability.
- Lock standard.

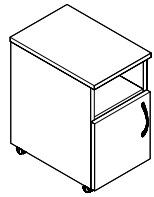
Skinny Cubby/File Mobile Pedestal



Model Number	Width	Depth	Height	Price
SS-SMCF-1812	12	17 3/4	22	\$1,033
SS-SMCF-2212	12	21 3/4	22	\$1,082

- Pedestal is finished on all sides.
- Includes five locking casters for stability.
- Lock standard.

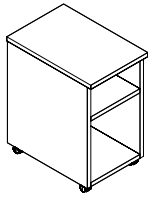
Skinny Cubby/Door Mobile Pedestal



Model Number	Width	Depth	Height	Price
SS-SMCD-1812	12	17 3/4	22	\$1,004
SS-SMCD-2212	12	21 3/4	22	\$1,035

- Pedestal is finished on all sides.
- Includes five locking casters for stability.

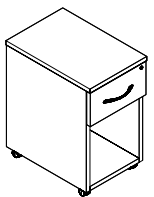
Skinny Open Mobile Pedestal



Model Number	Width	Depth	Height	Price
SS-SMOS-1812	12	17 3/4	22	\$1,004
SS-SMOS-2212	12	21 3/4	22	\$1,035

- Pedestal is finished on all sides.
- Includes five locking casters for stability.

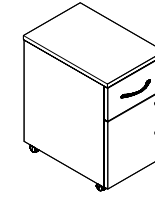
Skinny Box/Open Mobile Pedestal



Model Number	Width	Depth	Height	Price
SS-SMBO-1812	12	17 3/4	22	\$1,033
SS-SMBO-2212	12	21 3/4	22	\$1,082

- Pedestal is finished on all sides.
- Includes five locking casters for stability.
- Lock standard.

Skinny Box/Door Mobile Pedestal



Model Number	Width	Depth	Height	Price
SS-SMBD-1812	12	17 3/4	22	\$1,004
SS-SMBD-2212	12	21 3/4	22	\$1,035

- Pedestal is finished on all sides.
- Includes five locking casters for stability.

Box/File Freestanding Pedestal



Model Number	Width	Depth	Height	Price
SS-SBFL-1816	12	18	22	\$1,105
SS-SBFL-2216	12	22	22	\$1,182

- Pedestal is finished on all sides.
- Includes levelers.
- Lock standard.

Skinny Box/File Freestanding Pedestal



Model Number	Width	Depth	Height	Price
SS-SBFL-1812	12	18	22	\$1,067
SS-SBFL-2212	12	22	22	\$1,143

- Pedestal is finished on all sides.
- Includes levelers.
- Lock standard.

Skinny Box/Box/File Freestanding Pedestal



Model Number	Width	Depth	Height	Price
SS-SBBF-1812	12	18	28	\$1,168
SS-SBBF-2212	12	22	28	\$1,252

- Pedestal is finished on all sides.
- Includes levelers.
- Lock standard.

Two Drawer Lateral File Cabinet

36" Wide



Model Number	Depth	Width	Height	
SS-LF2D-1929-A1	19	36	29	\$1,521
SS-LF2D-2429-A1	24	36	29	\$1,602

- Adjustable internal bars allow for two rows front-to-back, letter or legal size hanging files.
- Units have anti-tip safety mechanism.
- Lateral file drawers have a maximum weight capacity of 50 lbs.
- Lock included.

Three Drawer Lateral File Cabinet

36" Wide

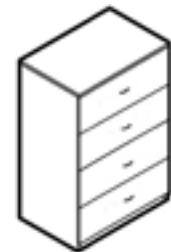


Model Number	Depth	Width	Height	
SS-LF3D-1942-A1	19	36	42	\$2,637
SS-LF3D-2442-A1	24	36	42	\$2,749

- Adjustable internal bars allow for two rows front-to-back, letter or legal size hanging files.
- Units have anti-tip safety mechanism.
- Lock included.
- Lateral file drawers have a maximum weight capacity of 50 lbs.

Four Drawer Lateral File Cabinet

36" Wide



Model Number	Depth	Width	Height	
SS-LF4D-1954-A1	19	36	54	\$3,310
SS-LF4D-2454-A1	24	36	54	\$3,480

- Adjustable internal bars allow for two rows front-to-back, letter or legal size hanging files.
- Units have anti-tip safety mechanism.
- Lateral file drawers have a maximum weight capacity of 50 lbs.
- Lock included.

File Center Cabinet

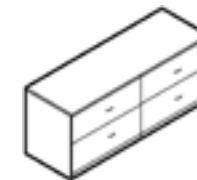
32" Wide



Model Number	Depth	Width	Height	
SS-FCCB-1929-A1	19	32	29	\$1,814
SS-FCCB-2429-A1	24	32	29	\$1,957

- Box drawers do not lock, lock included for file drawers.
- Box drawers always on left.
- Lateral file drawers have a maximum weight capacity of 50 lbs.

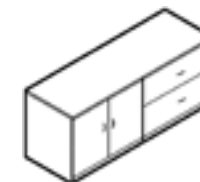
Double Wide Lateral File Cabinet



Model Number	Depth	Width	Height	
SS-LFDB-1929-A1	19	72	29	\$3,041
SS-LFDB-2429-A1	24	72	29	\$3,251

- On 24", case is deeper but drawers are same depth as 19" case.
- Locks included.
- Lateral file drawers have a maximum weight capacity of 50 lbs.

Double Wide Lateral File and Storage Cabinet Combo



Model Number	Depth	Width	Height	
SS-LFSC-1929-A1	19	72	29	\$2,947
SS-LFSC-2429-A1	24	72	29	\$3,156

- Lock standard on lateral only. For lock on doors, add OP-LOCK-ADD for \$133.
- Single adjustable shelf behind doors.
- Lateral file drawers have a maximum weight capacity of 50 lbs.

4 Drawer Lateral File with Storage Cabinet Top

36" Wide



Model Number	Depth	Width	Height	
SS-LF4S-1972-A1	19	36	72	\$4,499
SS-LF4S-2472-A1	24	36	72	\$4,835

- All units have anti-tip safety mechanism.
- Lock included for lateral file portion. To add lock to cabinet top use OP-LOCK-ADD for \$133.

Vertical File Cabinets

Letter Width



Model Number	Depth	Width	Height	
SS-VF2D-1629-A1	24	16	29	\$1,374
SS-VF3D-1642-A1	24	16	42	\$2,624
SS-VF4D-1654-A1	24	16	54	\$3,355

- All units have anti-tip safety mechanism.
- Lock included.

Bookcases with 1-1/8" Thick Side Panels

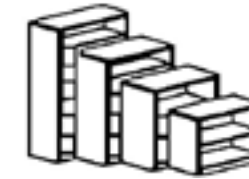
12" Deep



Model Number	Depth	Width	Height	
SS-BCSE-3629-A1	12	36	29	\$673
SS-BCSE-3642-A1	12	36	42	\$838
SS-BCSE-3648-A1	12	36	48	\$908
SS-BCSE-3654-A1	12	36	54	\$1,042
SS-BCSE-3660-A1	12	36	60	\$1,061
SS-BCSE-3666-A1	12	36	66	\$1,077
SS-BCSE-3672-A1	12	36	72	\$1,204
SS-BCSE-3684-A1	12	36	84	\$1,495

- Top, shelves, and sides are 1 1/8". Back is 3/4" finished TFL.
- Top and side panels are 12" deep.
- 29" has one adjustable shelf; 42", 48", and 54" have two; 60" and 66" have three; 72" has four; 84" has five.

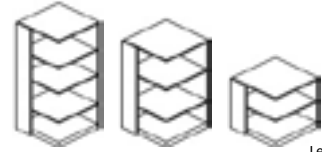
Bookcases with 3/4" Thick Side Panels



Model Number	Depth	Width	Height	
15" deep Top with 14" deep Sides				
SS-BCS3-3629-A1	15	36	29	\$859
SS-BCS3-3642-A1	15	36	42	\$1,025
SS-BCS3-3648-A1	15	36	48	\$1,093
SS-BCS3-3654-A1	15	36	54	\$1,229
SS-BCS3-3660-A1	15	36	60	\$1,246
SS-BCS3-3666-A1	15	36	66	\$1,263
SS-BCS3-3672-A1	15	36	72	\$1,342
SS-BCS3-3684-A1	15	36	84	\$1,682
19" deep Top with 18" deep Sides				
SS-BCS4-3629-A1	19	36	29	\$951
SS-BCS4-3642-A1	19	36	42	\$1,121
SS-BCS4-3648-A1	19	36	48	\$1,209
SS-BCS4-3654-A1	19	36	54	\$1,344
SS-BCS4-3660-A1	19	36	60	\$1,392
SS-BCS4-3666-A1	19	36	66	\$1,408
SS-BCS4-3672-A1	19	36	72	\$1,486
SS-BCS4-3684-A1	19	36	84	\$1,865
24" deep Top with 23" deep Sides				
SS-BCS5-3629-A1	24	36	29	\$1,047
SS-BCS5-3642-A1	24	36	42	\$1,216
SS-BCS5-3648-A1	24	36	48	\$1,325
SS-BCS5-3654-A1	24	36	54	\$1,459
SS-BCS5-3660-A1	24	36	60	\$1,533
SS-BCS5-3666-A1	24	36	66	\$1,548
SS-BCS5-3672-A1	24	36	72	\$1,630
SS-BCS5-3684-A1	24	36	84	\$2,045

- BCS3 units are designed to abut Convergence hutches.
- BCS4 units are designed to abut Convergence 19" deep credenzas, files, and cabinets.
- BCS5 units are designed to abut Convergence 24" deep credenzas, files, and cabinets.
- Top and shelves are 1-1/8". Side panels are 3/4". Back is 3/4" finished TFL.
- 29" has one adjustable shelf; 42", 48", and 54" have two; 60" and 66" have three; 72" has four; 84" has five.

Square Corner Bookcase



Left Model Shown

Model Number	Depth	Width	Height	
Left Model				
Right Model				
SS-TSBC-1929-L-A1	19	19	29	\$825
SS-TSBC-1942-L-A1	19	19	42	\$994
SS-TSBC-1948-L-A1	19	19	48	\$1,065
SS-TSBC-1954-L-A1	19	19	54	\$1,200
SS-TSBC-1960-L-A1	19	19	60	\$1,216
SS-TSBC-1966-L-A1	19	19	66	\$1,233
SS-TSBC-1972-L-A1	19	19	72	\$1,314
SS-TSBC-2429-L-A1	24	24	29	\$859
SS-TSBC-2442-L-A1	24	24	42	\$1,025
SS-TSBC-2448-L-A1	24	24	48	\$1,093
SS-TSBC-2454-L-A1	24	24	54	\$1,229
SS-TSBC-2460-L-A1	24	24	60	\$1,246
SS-TSBC-2466-L-A1	24	24	66	\$1,263
SS-TSBC-2472-L-A1	24	24	72	\$1,342

- Top and shelves are 1-1/8". Side panels are 3/4". Back is 3/4" finished TFL.

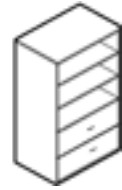
Rounded Corner Bookcase



Model Number	Depth	Width	Height	
SS-RCBC-1929-A1	19	19	29	\$1,074
SS-RCBC-1942-A1	19	19	42	\$1,245
SS-RCBC-1948-A1	19	19	48	\$1,314
SS-RCBC-1954-A1	19	19	54	\$1,409
SS-RCBC-1960-A1	19	19	60	\$1,465
SS-RCBC-1966-A1	19	19	66	\$1,482
SS-RCBC-1972-A1	19	19	72	\$1,563
SS-RCBC-2429-A1	24	24	29	\$1,108
SS-RCBC-2442-A1	24	24	42	\$1,278
SS-RCBC-2448-A1	24	24	48	\$1,342
SS-RCBC-2454-A1	24	24	54	\$1,441
SS-RCBC-2460-A1	24	24	60	\$1,495
SS-RCBC-2466-A1	24	24	66	\$1,513
SS-RCBC-2472-A1	24	24	72	\$1,593

- All 1 1/8" thick panel construction.
- No kickplate.

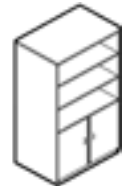
Lateral File with Bookcase Top



Model Number	Depth	Width	Height	
SS-LFBT-1966-A1	19	36	66	\$2,564
SS-LFBT-1972-A1	19	36	72	\$2,660
SS-LFBT-1984-A1	19	36	84	\$3,149
SS-LFBT-2466-A1	24	36	66	\$2,722
SS-LFBT-2472-A1	24	36	72	\$2,816
SS-LFBT-2484-A1	24	36	84	\$3,306

- 1-1/8" thick shelves and top. 3/4" end panels.
- Drawers are outset on sides.
- 19" units have 19" deep tops and 18" deep end panels. 24" units have 24" deep tops and 23" deep end panels.
- Lateral file drawers have a maximum weight capacity of 50 lbs.
- Lock included.

Storage Cabinet with Bookcase Top



Model Number	Depth	Width	Height	
SS-SCBT-1566-A1	15	36	66	\$1,719
SS-SCBT-1572-A1	15	36	72	\$1,803
SS-SCBT-1584-A1	15	36	84	\$2,184
SS-SCBT-1966-A1	19	36	66	\$2,004
SS-SCBT-1972-A1	19	36	72	\$2,100
SS-SCBT-1984-A1	19	36	84	\$2,586
SS-SCBT-2466-A1	24	36	66	\$2,161
SS-SCBT-2472-A1	24	36	72	\$2,253
SS-SCBT-2484-A1	24	36	84	\$2,744

- 1-1/8" thick shelves and top. 3/4" end panels.
- 66" and 72" high units include two adjustable shelves and 84" high units include three shelves.
- For extra shelf add OP-SHLF-2 for \$185. For lock, add OP-LOCK-ADD for \$133.
- Hinges open only to 90 degrees. Doors are outset.
- 15" deep units have 15" deep tops and 14" deep end panels to line up with 15" deep bookcases.
- 19" units have 19" deep tops and 18" deep end panels. 24" units have 24" deep tops and 23" deep end panels.

Lateral File and Storage Cabinet Combo

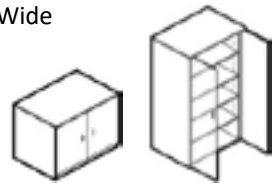


Model Number	Depth	Width	Height	
SS-LFST-1966-A1	19	36	66	\$3,023
SS-LFST-1972-A1	19	36	72	\$3,117
SS-LFST-1984-A1	19	36	84	\$3,605
SS-LFST-2466-A1	24	36	66	\$3,181
SS-LFST-2472-A1	24	36	72	\$3,274
SS-LFST-2484-A1	24	36	84	\$3,762

- Single adjustable shelf behind doors. For extra shelf add OP-SHLF-2 for \$185.
- 1-1/8" thick shelves. 3/4" end panels. Doors outset on sides.
- Lock standard on lateral only. For lock on doors, add OP-LOCK-ADD for \$133.
- Lateral file drawers have a maximum weight capacity of 50 lbs.

Two Door Storage Cabinet with Full Width Adjustable Shelves

36" Wide



Model Number	Depth	Width	Height	
SS-SCFW-1529-A1	15	36	29	\$1,271
SS-SCFW-1542-A1	15	36	42	\$1,443
SS-SCFW-1548-A1	15	36	48	\$1,523
SS-SCFW-1554-A1	15	36	54	\$1,554
SS-SCFW-1560-A1	15	36	60	\$1,703
SS-SCFW-1566-A1	15	36	66	\$1,741
SS-SCFW-1572-A1	15	36	72	\$1,823
SS-SCFW-1584-A1	15	36	84	\$2,204
SS-SCFW-1929-A1	19	36	29	\$1,457
SS-SCFW-1942-A1	19	36	42	\$1,630
SS-SCFW-1948-A1	19	36	48	\$1,674
SS-SCFW-1954-A1	19	36	54	\$1,741
SS-SCFW-1960-A1	19	36	60	\$1,893
SS-SCFW-1966-A1	19	36	66	\$1,928
SS-SCFW-1972-A1	19	36	72	\$2,008
SS-SCFW-1984-A1	19	36	84	\$2,391
SS-SCFW-2429-A1	24	36	29	\$1,646
SS-SCFW-2442-A1	24	36	42	\$1,816
SS-SCFW-2448-A1	24	36	48	\$1,899
SS-SCFW-2454-A1	24	36	54	\$1,927
SS-SCFW-2460-A1	24	36	60	\$2,078
SS-SCFW-2466-A1	24	36	66	\$2,115
SS-SCFW-2472-A1	24	36	72	\$2,198
SS-SCFW-2484-A1	24	36	84	\$2,578

- 1-1/8" shelves. Doors outset on sides. Hinges open only to 90 degrees.
- For lock, add OP-LOCK-ADD for \$133.

Two Door Storage Cabinet with Divider and Partial Width Adjustable Shelves

24" Deep



Model Number	Depth	Width	Height	
SS-SCM1-2448-A1	24	24	48	\$1,947
SS-SCM1-2454-A1	24	24	54	\$1,990
SS-SCM1-2460-A1	24	24	60	\$2,142
SS-SCM1-2466-A1	24	24	66	\$2,176
SS-SCM1-2472-A1	24	24	72	\$2,257
SS-SCM2-2448-A1	24	30	48	\$2,148
SS-SCM2-2454-A1	24	30	54	\$2,173
SS-SCM2-2460-A1	24	30	60	\$2,327
SS-SCM2-2466-A1	24	30	66	\$2,364
SS-SCM2-2472-A1	24	30	72	\$2,445
SS-SCM2-2484-A1	24	30	84	\$2,825
SS-SCMD-2448-A1	24	36	48	\$2,212
SS-SCMD-2454-A1	24	36	54	\$2,239
SS-SCMD-2460-A1	24	36	60	\$2,385
SS-SCMD-2466-A1	24	36	66	\$2,426
SS-SCMD-2472-A1	24	36	72	\$2,508
SS-SCMD-2484-A1	24	36	84	\$2,891

- Doors are outset on sides. Hinges open only to 90 degrees. Door on left side of all units is 17-7/8" wide.
- Includes hanging rod.
- Side with shelves is 17" wide in all widths. Wardrobe side is 5"W in 24" width, 11"W in 30" width, and 17"W in 36" width.
- For lock, add OP-LOCK-ADD for \$133.

Two Door Wardrobe Cabinet with One Shelf and Hanging Clothes Rod

24" Deep



Model Number	Depth	Width	Height	
SS-WDR2-2454-A1	24	24	54	\$1,613
SS-WDR2-2460-A1	24	24	60	\$1,767
SS-WDR2-2466-A1	24	24	66	\$1,804
SS-WDR2-2472-A1	24	24	72	\$1,885
SS-WDR2-2484-A1	24	24	84	\$2,228
SS-WDR3-2454-A1	24	30	54	\$1,803
SS-WDR3-2460-A1	24	30	60	\$1,952
SS-WDR3-2466-A1	24	30	66	\$1,990
SS-WDR3-2472-A1	24	30	72	\$2,072
SS-WDR3-2484-A1	24	30	84	\$2,452
SS-WDRB-2454-A1	24	36	54	\$1,862
SS-WDRB-2460-A1	24	36	60	\$2,018
SS-WDRB-2466-A1	24	36	66	\$2,055
SS-WDRB-2472-A1	24	36	72	\$2,132
SS-WDRB-2484-A1	24	36	84	\$2,514

- Doors are outset on sides. Hinges open only to 90 degrees. Includes hanging rod.
 - For lock, add OP-LOCK-ADD for \$133.

Single Door Wardrobe Cabinet with One Shelf and Hanging Clothes Rod

24" Deep



Left Model Shown

Model Number	Depth	Width	Height	
Left Model				
Right Model				
SS-SDW1-2448-L-A1	24	12	48	\$1,337
SS-SDW1-2454-L-A1	24	12	54	\$1,355
SS-SDW1-2460-L-A1	24	12	60	\$1,509
SS-SDW1-2466-L-A1	24	12	66	\$1,545
SS-SDW1-2472-L-A1	24	12	72	\$1,627
SS-SDW2-2448-L-A1	24	16	48	\$1,370
SS-SDW2-2454-L-A1	24	16	54	\$1,385
SS-SDW2-2460-L-A1	24	16	60	\$1,537
SS-SDW2-2466-L-A1	24	16	66	\$1,574
SS-SDW2-2472-L-A1	24	16	72	\$1,657
SS-SDW3-2448-L-A1	24	20	48	\$1,461
SS-SDW3-2454-L-A1	24	20	54	\$1,480
SS-SDW3-2460-L-A1	24	20	60	\$1,630
SS-SDW3-2466-L-A1	24	20	66	\$1,670
SS-SDW3-2472-L-A1	24	20	72	\$1,749
SS-SDW4-2448-L-A1	24	24	48	\$1,557
SS-SDW4-2454-L-A1	24	24	54	\$1,571
SS-SDW4-2460-L-A1	24	24	60	\$1,725
SS-SDW4-2466-L-A1	24	24	66	\$1,762
SS-SDW4-2472-L-A1	24	24	72	\$1,842

- Door is outset on sides. Hinges open only to 90 degrees.
 - For lock, add OP-LOCK-ADD for \$133.

Personal Storage Cabinet with Box/Box/File Pedestal



Right Model Shown

Model Number	Depth	Width	Height	
Left Model Right Model				
SS-PSCB-2448-L-A1 SS-PSCB-2448-R-A1	24	24	48	\$3,189
SS-PSCB-2454-L-A1 SS-PSCB-2454-R-A1	24	24	54	\$3,213
SS-PSCB-2460-L-A1 SS-PSCB-2460-R-A1	24	24	60	\$3,276
SS-PSCB-2466-L-A1 SS-PSCB-2466-R-A1	24	24	66	\$3,338
SS-PSCB-2472-L-A1 SS-PSCB-2472-R-A1	24	24	72	\$3,400

- Wardrobe close side is 8" wide with hanging clothes rod.
- Pedestal side top - 16" wide storage section with one adjustable shelf.
- Pedestal side bottom -- Box/Box/File Pedestal. Lock standard on pedestal only.
- Doors are outset on sides. For lock on doors, add OP-LOCK-ADD for \$133. Unit requires two locks.

Personal Storage Cabinet with File/File Pedestal



Right Model Shown

Model Number	Depth	Width	Height	
Left Model Right Model				
SS-PSC3-2448-L-A1 SS-PSC3-2448-R-A1	24	24	48	\$3,189
SS-PSC3-2454-L-A1 SS-PSC3-2454-R-A1	24	24	54	\$3,213
SS-PSC3-2460-L-A1 SS-PSC3-2460-R-A1	24	24	60	\$3,276
SS-PSC3-2466-L-A1 SS-PSC3-2466-R-A1	24	24	66	\$3,338
SS-PSC3-2472-L-A1 SS-PSC3-2472-R-A1	24	24	72	\$3,400

- Wardrobe side is 8" wide with hanging clothes rod.
- Pedestal side top - 16" wide storage section with one adjustable shelf.
- Pedestal side bottom -- File/File Pedestal. Lock standard on pedestal only.
- Doors are outset on sides. For lock on doors, add OP-LOCK-ADD for \$133. Unit requires two locks for doors.

Personal Storage Cabinet with Side Opening Bookcase and Box/Box/File Pedestal



Left Model Shown

Model Number	Depth	Width	Height	
Left Model Right Model				
SS-PSC4-2448-L-A1 SS-PSC4-2448-R-A1	24	24	48	\$3,313
SS-PSC4-2454-L-A1 SS-PSC4-2454-R-A1	24	24	54	\$3,338
SS-PSC4-2460-L-A1 SS-PSC4-2460-R-A1	24	24	60	\$3,400
SS-PSC4-2466-L-A1 SS-PSC4-2466-R-A1	24	24	66	\$3,463
SS-PSC4-2472-L-A1 SS-PSC4-2472-R-A1	24	24	72	\$3,528

- Wardrobe side is 8" wide with hanging clothes rod.
- Pedestal side top - 24" wide open shelf section opening to the side.
- Pedestal side bottom -- Box-Box-File Pedestal. Lock standard on pedestal only.
- Doors are outset on sides. For lock on doors, add OP-LOCK-ADD for \$133. Unit requires two locks for doors.

Personal Storage Cabinet with Side Opening Bookcase and File/File Pedestal



Left Model Shown

Model Number	Depth	Width	Height	
Left Model Right Model				
SS-PSC5-2448-L-A1 SS-PSC5-2448-R-A1	24	24	48	\$3,313
SS-PSC5-2454-L-A1 SS-PSC5-2454-R-A1	24	24	54	\$3,338
SS-PSC5-2460-L-A1 SS-PSC5-2460-R-A1	24	24	60	\$3,400
SS-PSC5-2466-L-A1 SS-PSC5-2466-R-A1	24	24	66	\$3,463
SS-PSC5-2472-L-A1 SS-PSC5-2472-R-A1	24	24	72	\$3,528

- Wardrobe side is 8" wide with hanging clothes rod.
- Pedestal side top - 24" wide open shelf section opening to the side.
- Pedestal side bottom -- File-File Pedestal. Lock standard on pedestal only.
- Doors are outset on sides. For lock on doors, add OP-LOCK-ADD for \$133. Unit requires two locks for doors.

Personal Storage Cabinet with Box/Box/File Pedestal



Right Model Shown

Model Number		Depth	Width	Height	
Left Model	Right Model				
SS-PSB1-2448-L-A1	SS-PSB1-2448-R-A1	24	16	48	\$2,105
SS-PSB1-2454-L-A1	SS-PSB1-2454-R-A1	24	16	54	\$2,121
SS-PSB1-2460-L-A1	SS-PSB1-2460-R-A1	24	16	60	\$2,142
SS-PSB1-2466-L-A1	SS-PSB1-2466-R-A1	24	16	66	\$2,203
SS-PSB1-2472-L-A1	SS-PSB1-2472-R-A1	24	16	72	\$2,327

- Door is outset on sides. For lock on door, add OP-LOCK-ADD for \$133.

Personal Storage Cabinet with File/File Pedestal



Right Model Shown

Model Number		Depth	Width	Height	
Left Model	Right Model				
SS-PSB2-2448-L-A1	SS-PSB2-2448-R-A1	24	16	48	\$2,105
SS-PSB2-2454-L-A1	SS-PSB2-2454-R-A1	24	16	54	\$2,121
SS-PSB2-2460-L-A1	SS-PSB2-2460-R-A1	24	16	60	\$2,142
SS-PSB2-2466-L-A1	SS-PSB2-2466-R-A1	24	16	66	\$2,203
SS-PSB2-2472-L-A1	SS-PSB2-2472-R-A1	24	16	72	\$2,327

- Door is outset on sides. For lock on door, add OP-LOCK-ADD for \$133.

Personal Storage Cabinet with Side Opening Bookcase and Box/Box/File Pedestal



Left Model Shown

Model Number		Depth	Width	Height	
Left Model	Right Model				
SS-PSB3-2448-L-A1	SS-PSB3-2448-R-A1	24	16	48	\$2,278
SS-PSB3-2454-L-A1	SS-PSB3-2454-R-A1	24	16	54	\$2,290
SS-PSB3-2460-L-A1	SS-PSB3-2460-R-A1	24	16	60	\$2,314
SS-PSB3-2466-L-A1	SS-PSB3-2466-R-A1	24	16	66	\$2,372
SS-PSB3-2472-L-A1	SS-PSB3-2472-R-A1	24	16	72	\$2,500

Personal Storage Cabinet with Side Opening Bookcase and File/File Pedestal

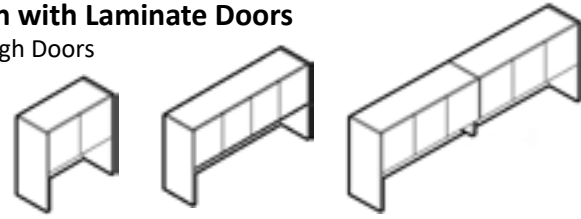


Left Model Shown

Model Number		Depth	Width	Height	
Left Model	Right Model				
SS-PSB4-2448-L-A1	SS-PSB4-2448-R-A1	24	16	48	\$2,278
SS-PSB4-2454-L-A1	SS-PSB4-2454-R-A1	24	16	54	\$2,290
SS-PSB4-2460-L-A1	SS-PSB4-2460-R-A1	24	16	60	\$2,314
SS-PSB4-2466-L-A1	SS-PSB4-2466-R-A1	24	16	66	\$2,372
SS-PSB4-2472-L-A1	SS-PSB4-2472-R-A1	24	16	72	\$2,500

Hutch with Laminate Doors

16" High Doors

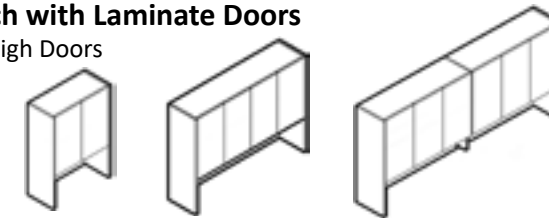


Model Number	Depth	Width	Height	
Two Door				
SS-HUDV-3036-A1	15	30	36	\$1,398
SS-HUDV-3636-A1	15	36	36	\$1,407
SS-HUDV-4236-A1	15	42	36	\$1,439
SS-HUDV-4836-A1	15	48	36	\$1,538
SS-HUDV-3042-A1	15	30	42	\$1,431
SS-HUDV-3642-A1	15	36	42	\$1,449
SS-HUDV-4242-A1	15	42	42	\$1,493
SS-HUDV-4842-A1	15	48	42	\$1,598
Four Door				
SS-HUDV-5436-A1	15	54	36	\$1,612
SS-HUDV-6036-A1	15	60	36	\$1,630
SS-HUDV-6636-A1	15	66	36	\$1,675
SS-HUDV-7236-A1	15	72	36	\$1,714
SS-HUDV-7836-A1	15	78	36	\$2,244
SS-HUDV-8436-A1	15	84	36	\$2,436
SS-HUDV-5442-A1	15	54	42	\$1,735
SS-HUDV-6042-A1	15	60	42	\$1,757
SS-HUDV-6642-A1	15	66	42	\$1,802
SS-HUDV-7242-A1	15	72	42	\$1,843
SS-HUDV-7842-A1	15	78	42	\$2,436
SS-HUDV-8442-A1	15	84	42	\$2,626
Six Door				
SS-HUDV-9036-A1	15	90	36	\$2,684
SS-HUDV-9636-A1	15	96	36	\$2,747
SS-HUDV-0236-A1	15	102	36	\$2,877
SS-HUDV-0836-A1	15	108	36	\$2,946
SS-HUDV-9042-A1	15	90	42	\$2,781
SS-HUDV-9642-A1	15	96	42	\$2,844
SS-HUDV-0242-A1	15	102	42	\$2,974
SS-HUDV-0842-A1	15	108	42	\$3,040

- Hutches have 14" deep side panels and 15" deep tops.
- Doors are outset on sides. Monitor clearance is 23" on 42" high hutches and 17" on 36" high hutches.
- Add OP-LOCK-ADD for \$133 per lock. One lock needed for 2-door units; two locks for 4-door units; four locks for 6-door units.
- Doors on hutch do not include pulls. See page 7 for options to add pulls.

Hutch with Laminate Doors

28" High Doors



Model Number	Depth	Width	Height	
Two Door				
SS-H28V-3054-A1	15	30	54	\$1,972
SS-H28V-3654-A1	15	36	54	\$1,994
SS-H28V-4254-A1	15	42	54	\$2,040
SS-H28V-4854-A1	15	48	54	\$2,175
Four Door				
SS-H28V-5454-A1	15	54	54	\$2,371
SS-H28V-6054-A1	15	60	54	\$2,410
SS-H28V-6654-A1	15	66	54	\$2,462
SS-H28V-7254-A1	15	72	54	\$2,504
SS-H28V-7854-A1	15	78	54	\$3,136
Six Door				
SS-H28V-8454-A1	15	84	54	\$3,427
SS-H28V-9054-A1	15	90	54	\$3,591
SS-H28V-9654-A1	15	96	54	\$3,658
SS-H28V-0254-A1	15	102	54	\$3,798
SS-H28V-0854-A1	15	108	54	\$3,870

- Hutches have 14" deep side panels and 15" deep tops.
- Doors are outset on sides. Monitor clearance is 23".
- Add OP-LOCK-ADD for \$133 per lock. One lock needed for 2-door units; two locks for 4-door units; four locks for 6-door units.
- Doors on hutch do not include pulls. See page 7 for options to add pulls.


Open Hutch



Model Number	Depth	Width	Height	
SS-PROO-3636-A1	15	36	36	\$986
SS-PROO-4236-A1	15	42	36	\$1,016
SS-PROO-4836-A1	15	48	36	\$1,111
SS-PROO-5436-A1	15	54	36	\$1,176
SS-PROO-6036-A1	15	60	36	\$1,203
SS-PROO-6636-A1	15	66	36	\$1,251
SS-PROO-7236-A1	15	72	36	\$1,291
SS-PROO-7836-A1	15	78	36	\$1,820
SS-PROO-8436-A1	15	84	36	\$2,012
SS-PROO-3642-A1	15	36	42	\$1,025
SS-PROO-4242-A1	15	42	42	\$1,068
SS-PROO-4842-A1	15	48	42	\$1,176
SS-PROO-5442-A1	15	54	42	\$1,293
SS-PROO-6042-A1	15	60	42	\$1,331
SS-PROO-6642-A1	15	66	42	\$1,379
SS-PROO-7242-A1	15	72	42	\$1,420
SS-PROO-7842-A1	15	78	42	\$2,012
SS-PROO-8442-A1	15	84	42	\$2,203

- 15" high opening. Monitor clearance is 23" on 42" high hutches and 17" on 36" high hutches.

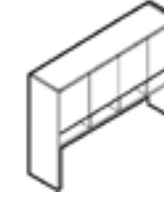
Accessory Sorter/Divider



Model Number		Depth	Width	Height	Price
SS-ORG1-1424	(no drawers)	12	14	23	\$762
SS-ORG2-1424	(3 drawers)	12	14	23	\$1,078

- Units will not fit under a 36" high hutch.

Store More Hutch with Laminate Doors



Model Number	Depth	Width	Height	
SS-PROS-6042-A1	15	60	42	\$2,096
SS-PROS-6642-A1	15	66	42	\$2,142
SS-PROS-7242-A1	15	72	42	\$2,270
SS-PROS-7842-A1	15	78	42	\$2,774
SS-PROS-8442-A1	15	84	42	\$2,963

- Hutches have 14" deep side panels and 15" deep tops.
- Doors are outset on sides. Doors are 16" high. Monitor clearance is 19".
- Sorter bins are 3.5" high. Number of openings must equal number of doors.
- Add OP-LOCK-ADD for \$133 per lock. Two locks needed for 4-door units.
- Doors on hutch do not include pulls. See page 7 for options to add pulls.

Memo Store Hutch with Laminate Doors



Model Number	Depth	Width	Height	
SS-PROM-6042-A1	15	60	42	\$1,630
SS-PROM-6642-A1	15	66	42	\$1,675
SS-PROM-7242-A1	15	72	42	\$1,714
SS-PROM-7842-A1	15	78	42	\$2,311
SS-PROM-8442-A1	15	84	42	\$2,498

- Add OP-LOCK-ADD for \$133 per lock. Two locks needed for this unit.

Mailslot Hutch



Model Number	Depth	Width	Height	
SS-MAIL-3236-A1	15	32	36	\$1,746
SS-MAIL-3636-A1	15	36	36	\$1,823
SS-MAIL-3242-A1	15	32	42	\$1,938
SS-MAIL-3642-A1	15	36	42	\$2,056

- Hutch has 14" deep side panels and 15" deep tops.

- 1-1/8" top and shelves. 3/4" side panels. Mail slots are fixed, approximately 3.75" high, and 9.5" or 10.75" wide depending on the overall width of unit.

Bookcase Hutch

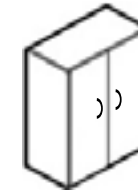


Model Number	Depth	Width	Height	
SS-BHTC-3236-A1	15	32	36	\$838
SS-BHTC-3636-A1	15	36	36	\$890
SS-BHTC-3242-A1	15	32	42	\$870
SS-BHTC-3642-A1	15	36	42	\$930

- Hutch has 14" deep side panels and 15" deep tops.

- 1-1/8" top and shelves. 3/4" side panels.

Bookcase Hutch with Laminate Doors



Model Number	Depth	Width	Height	
SS-BHTL-3236-A1	15	32	36	\$1,262
SS-BHTL-3636-A1	15	36	36	\$1,315
SS-BHTL-3242-A1	15	32	42	\$1,291
SS-BHTL-3642-A1	15	36	42	\$1,357

Wall Mounted Floating Shelf - 16" High

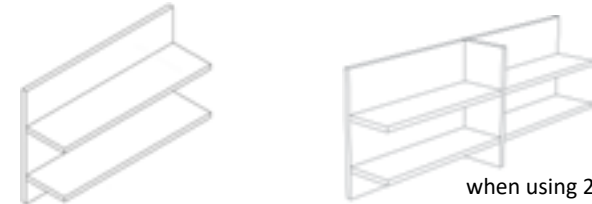


when using 2 or more shelves together, end cap SS-FLSH-END1 is recommended

Model Number	Depth	Width	Height	
SS-FLSH-3016	12	30	16	\$728
SS-FLSH-3216	12	32	16	\$747
SS-FLSH-3616	12	36	16	\$779
SS-FLSH-4216	12	42	16	\$905
SS-FLSH-4816	12	48	16	\$952
SS-FLSH-5416	12	54	16	\$1,203
SS-FLSH-6016	12	60	16	\$1,455
SS-FLSH-6616	12	66	16	\$1,507
SS-FLSH-7216	12	72	16	\$1,559
SS-FLSH-7816	12	78	16	\$1,685
SS-FLSH-8416	12	84	16	\$1,811

- All 1-1/8" material.
- All units include hardware for mounting. Must be professionally installed. Multiple shelves should be connected using SS-FLSH-END1 for \$192 for additional stability.
- When mounted adjacent to a wall mounted overhead cabinet, it is recommended that the units be secured to each other.
- Weight capacity of 25 lbs. per piece.

Wall Mounted Floating Shelf - 28" High

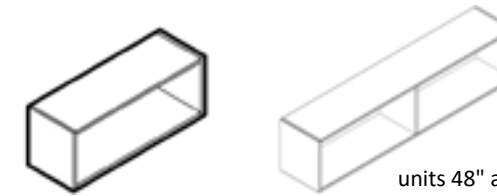


when using 2 or more shelves together, end cap SS-FLSH-END2 is recommended

Model Number	Depth	Width	Height	
SS-FLSH-3028	12	30	28	\$1,033
SS-FLSH-3228	12	32	28	\$1,061
SS-FLSH-3628	12	36	28	\$1,060
SS-FLSH-4228	12	42	28	\$1,319
SS-FLSH-4828	12	48	28	\$1,407
SS-FLSH-5428	12	54	28	\$1,736
SS-FLSH-6028	12	60	28	\$2,066
SS-FLSH-6628	12	66	28	\$2,092
SS-FLSH-7228	12	72	28	\$2,118
SS-FLSH-7828	12	78	28	\$2,378
SS-FLSH-8428	12	84	28	\$2,638

- All 1-1/8" material.
- All units include hardware for mounting. Must be professionally installed. Multiple shelves should be connected using SS-FLSH-END2 for \$289 for additional stability.
- When mounted adjacent to a wall mounted overhead cabinet, it is recommended that the units be secured to each other.
- Weight capacity of 25 lbs. per piece.

Wall Mounted Overhead Cabinet without Doors

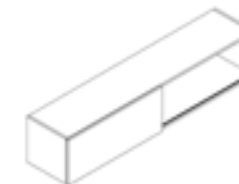


units 48" and wider have a center divider

Model Number	Depth	Width	Height	
SS-WMOO-3016	14	30	16	\$785
SS-WMOO-3216	14	32	16	\$816
SS-WMOO-3616	14	36	16	\$842
SS-WMOO-4216	14	42	16	\$1,029
SS-WMOO-4816	14	48	16	\$1,073
SS-WMOO-5416	14	54	16	\$1,322
SS-WMOO-6016	14	60	16	\$1,571
SS-WMOO-6616	14	66	16	\$1,626
SS-WMOO-7216	14	72	16	\$1,681
SS-WMOO-7816	14	78	16	\$1,868
SS-WMOO-8416	14	84	16	\$2,055

- All 3/4" material.
- All units include hardware for mounting. Must be professionally installed.
- Weight capacity of 50 lbs. per piece.

Wall Mounted Overhead Cabinet with Sliding Doors

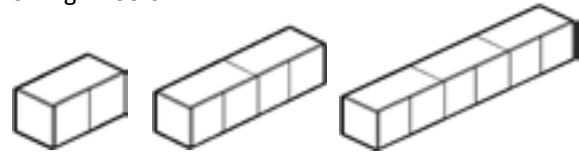


Model Number	Depth	Width	Height	
SS-WMOL-4816	15	48	16	\$2,023
SS-WMOL-5416	15	54	16	\$2,308
SS-WMOL-6016	15	60	16	\$2,387
SS-WMOL-6616	15	66	16	\$2,465
SS-WMOL-7216	15	72	16	\$2,542
SS-WMOL-7816	15	78	16	\$2,687
SS-WMOL-8416	15	84	16	\$2,816

- Combine multiple units for additional width.
- All 3/4" material.
- All units include hardware for mounting. Must be professionally installed.
- Weight capacity of 50 lbs. per piece.

Overhead Hanging Wall Cabinet with Laminate Doors and Hidden Top

16" High Doors

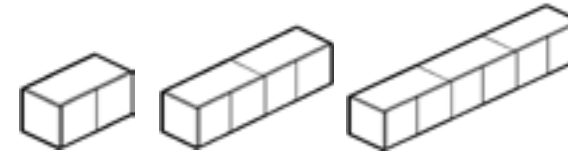


Model Number	Depth	Width	Height	
Two Door				
SS-HCHT-3016-A1	15	30	16	\$1,030
SS-HCHT-3616-A1	15	36	16	\$1,118
SS-HCHT-4216-A1	15	42	16	\$1,218
SS-HCHT-4816-A1	15	48	16	\$1,540
Four Door				
SS-HCHT-5416-A1	15	54	16	\$1,824
SS-HCHT-6016-A1	15	60	16	\$1,903
SS-HCHT-6616-A1	15	66	16	\$1,982
SS-HCHT-7216-A1	15	72	16	\$2,060
SS-HCHT-7816-A1	15	78	16	\$2,204
SS-HCHT-8416-A1	15	84	16	\$2,332
Six Door				
SS-HCHT-9016-A1	15	90	16	\$2,978
SS-HCHT-9616-A1	15	96	16	\$3,098
SS-HCHT-0216-A1	15	102	16	\$3,146
SS-HCHT-0816-A1	15	108	16	\$3,217
SS-HCHT-1416-A1	15	114	16	\$3,373
SS-HCHT-2016-A1	15	120	16	\$3,469

- All units include hardware for mounting. Must be professionally installed.
- Hidden top units are all 3/4" material.
- Doors are outset on sides on all units. Interior depth is 13".
- Weight capacity of 50 lbs. per piece.
- Add OP-LOCK-ADD for \$133 per lock. One lock needed for 2-door units; two locks for 4-door units; three locks for 6-door units.
- Doors on overhead cabinets do not include pulls. See page 7 for options to add pulls.

Overhead Hanging Wall Cabinet with Laminate Doors and 1-1/8" Visible Top

16" High Doors

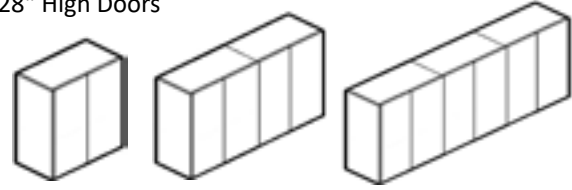


Model Number	Depth	Width	Height	
Two Door				
SS-HCWU-3017-A1	15	30	17	\$1,129
SS-HCWU-3617-A1	15	36	17	\$1,218
SS-HCWU-4217-A1	15	42	17	\$1,316
SS-HCWU-4817-A1	15	48	17	\$1,656
Four Door				
SS-HCWU-5417-A1	15	54	17	\$1,944
SS-HCWU-6017-A1	15	60	17	\$2,039
SS-HCWU-6617-A1	15	66	17	\$2,141
SS-HCWU-7217-A1	15	72	17	\$2,235
SS-HCWU-7817-A1	15	78	17	\$2,385
SS-HCWU-8417-A1	15	84	17	\$2,528
Six Door				
SS-HCWU-9017-A1	15	90	17	\$3,185
SS-HCWU-9617-A1	15	96	17	\$3,332
SS-HCWU-0217-A1	15	102	17	\$3,381
SS-HCWU-0817-A1	15	108	17	\$3,451
SS-HCWU-1417-A1	15	114	17	\$3,649
SS-HCWU-2017-A1	15	120	17	\$3,744

- All units include hardware for mounting. Must be professionally installed.
- Visible top units have 1-1/8" top.
- Doors are outset on sides on all units. Interior depth is 13".
- Weight capacity of 50 lbs. per piece.
- Add OP-LOCK-ADD for \$133 per lock. One lock needed for 2-door units; two locks for 4-door units; three locks for 6-door units.
- Doors on overhead cabinets do not include pulls. See page 7 for options to add pulls.

Overhead Hanging Wall Cabinet with Laminate Doors and Hidden Top

28" High Doors

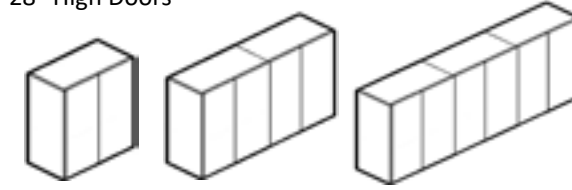


Model Number	Depth	Width	Height	
Two Door				
SS-HC8H-3028-A1	15	30	28	\$1,342
SS-HC8H-3628-A1	15	36	28	\$1,433
SS-HC8H-4228-A1	15	42	28	\$1,531
SS-HC8H-4828-A1	15	48	28	\$1,971
Four Door				
SS-HC8H-5428-A1	15	54	28	\$2,373
SS-HC8H-6028-A1	15	60	28	\$2,471
SS-HC8H-6628-A1	15	66	28	\$2,569
SS-HC8H-7228-A1	15	72	28	\$2,667
SS-HC8H-7828-A1	15	78	28	\$2,813
SS-HC8H-8428-A1	15	84	28	\$2,962
Six Door				
SS-HC8H-9028-A1	15	90	28	\$3,656
SS-HC8H-9628-A1	15	96	28	\$3,763
SS-HC8H-0228-A1	15	102	28	\$3,815
SS-HC8H-0828-A1	15	108	28	\$3,883
SS-HC8H-1428-A1	15	114	28	\$4,037
SS-HC8H-2028-A1	15	120	28	\$4,140

- All units include hardware for mounting. Must be professionally installed.
- Hidden top units are all 3/4" material.
- 3/4" adjustable shelf behind each set of doors.
- Doors are outset on sides on all units. Interior depth is 13".
- Weight capacity of 75 lbs. per piece.
- Add OP-LOCK-ADD for \$133 per lock. One lock needed for 2-door units; two locks for 4-door units; three locks for 6-door units.
- Doors on overhead cabinets do not include pulls. See page 7 for options to add pulls.

Overhead Hanging Wall Cabinet with Laminate Doors and 1-1/8" Visible Top

28" High Doors



Model Number	Depth	Width	Height	
Two Door				
SS-HC8V-3029-A1	15	30	29	\$1,440
SS-HC8V-3629-A1	15	36	29	\$1,531
SS-HC8V-4229-A1	15	42	29	\$1,628
SS-HC8V-4829-A1	15	48	29	\$2,088
Four Door				
SS-HC8V-5429-A1	15	54	29	\$2,491
SS-HC8V-6029-A1	15	60	29	\$2,589
SS-HC8V-6629-A1	15	66	29	\$2,689
SS-HC8V-7229-A1	15	72	29	\$2,784
SS-HC8V-7829-A1	15	78	29	\$2,933
SS-HC8V-8429-A1	15	84	29	\$3,082
Six Door				
SS-HC8V-9029-A1	15	90	29	\$3,853
SS-HC8V-9629-A1	15	96	29	\$3,999
SS-HC8V-0229-A1	15	102	29	\$4,048
SS-HC8V-0829-A1	15	108	29	\$4,118
SS-HC8V-1429-A1	15	114	29	\$4,313
SS-HC8V-2029-A1	15	120	29	\$4,412

- All units include hardware for mounting. Must be professionally installed.
- Visible top units have 1-1/8" top.
- 3/4" adjustable shelf behind each set of doors.
- Doors are outset on sides on all units. Interior depth is 13".
- Weight capacity of 75 lbs. per piece.
- Add OP-LOCK-ADD for \$133 per lock. One lock needed for 2-door units; two locks for 4-door units; three locks for 6-door units.
- Doors on overhead cabinets do not include pulls. See page 7 for options to add pulls.

Please visit [Deskmakers.com](https://deskmakers.com) to view our current Terms and Conditions.

Please visit [Deskmakers.com](https://deskmakers.com) to view our current Warranty.

Showroom Locations

Los Angeles

Deskmakers Headquarters
6525 Flotilla Street
Commerce, CA 90040

San Francisco Bay Area

376 Martin Ave
Santa Clara, CA 95050

DeskMakers

Phone: 323.264.2260 | Fax: 323.725.6960
www.deskmakers.com