



# hover lite

PRICE & SPECIFICATION GUIDE

---

Version: 10.18.23

Desk**Makers**

revisions

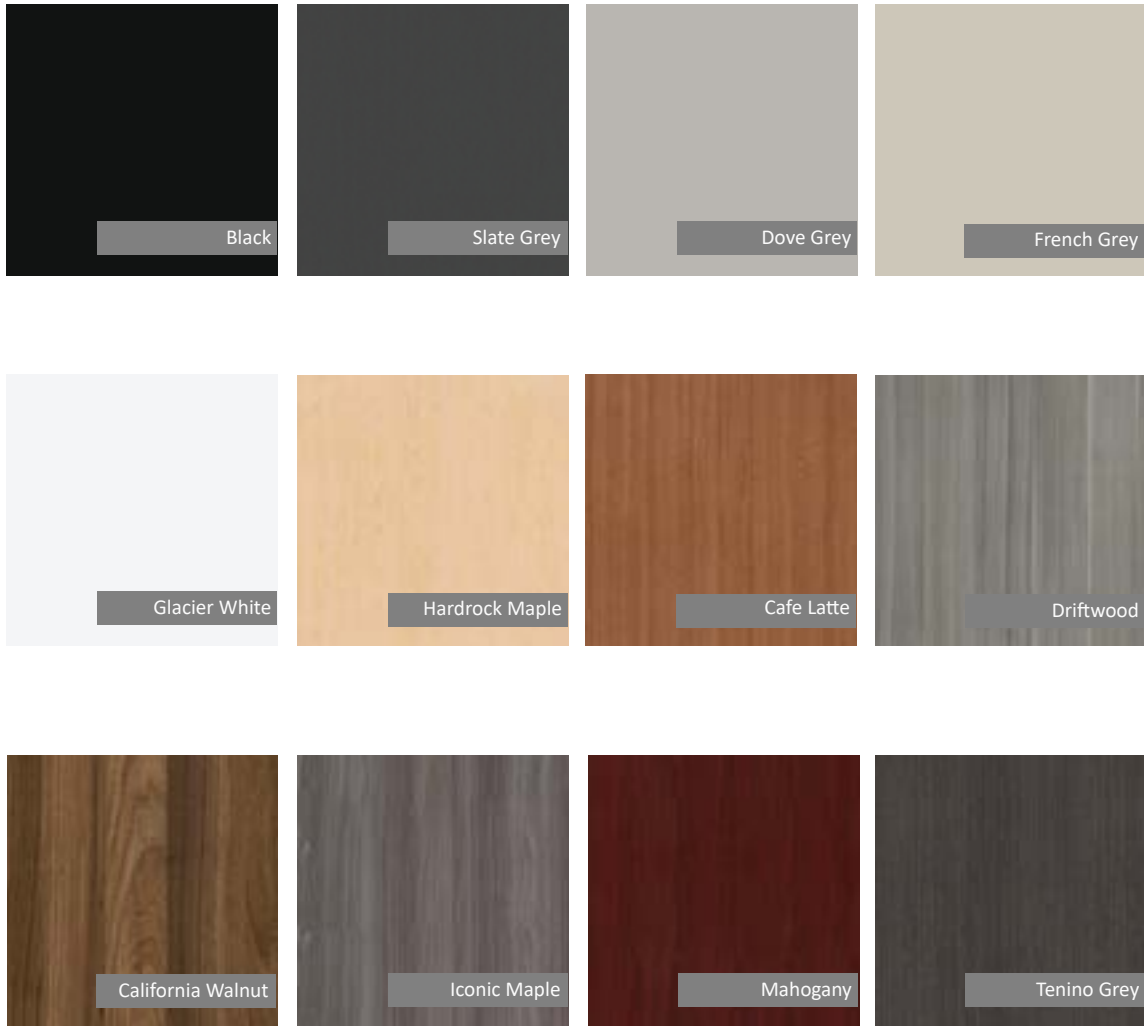
01/01/21	Updated pricing and finishes.
04/09/21	Updated 2 leg G base pricing.
09/01/21	Updated finishes
11/19/21	Added Hover Reach and Boost Bases.
12/20/21	Updated pricing and finishes
03/31/22	Updated select pricing and skus
4/11/22	Corrected ML-2LEG-EXKT pricing
08/18/22	Added surcharge note
12/01/22	Udated pricing
01/16/23	Updated cable carrier pricing
04/27/23	Updated pricing for Hover Lift bases
10/18/23	Updated finishes

table of contents

Laminates	4-6
Pulls	7
Edges	8
Height Adjustable Base Finishes	9
Height Adjustable Base Information	10-13
Product Details	14-25
Worksurfaces	26
Height Adjustable Bases	27
External Wire Managers	28
Beams	29-37
Internal Wire Managers	38-39
Storage	40-41
Terms and conditions	42
Warranty	43


laminate finishes

standard thermofuse laminate (TFL)



Matching 2MM PVC edgebanding is available for all Standard TFL finishes shown here.  
For HPL match information please visit [deskmakers.com/resources/materials](https://deskmakers.com/resources/materials)

premium thermofuse laminate (TFL)



Premium TFLs require a 10% upcharge. Add item code OP-TTFL-1.  
Matching 2MM PVC edgebanding is available for all Premium TFL finishes shown here.  
For HPL match information please visit [deskmakers.com/resources/materials](https://deskmakers.com/resources/materials)

# laminates finishes

## high pressure laminate (HPL)

- Pricing shown in this price list applies only to non-premium HPLs as follows:
- Wilsonart: Solids, Woodgrains, and Abstracts in Matte (-60) finish,
  - Formica: Color Portfolio, Woodgrains, and Patterns in Matte (-58) finish
  - Pionite: Solids, Woodgrains, and Abstracts in Suede (N) finish
  - Arborite: Solids, Woodgrains, Textures and Abstracts in Matte (CA) finish
  - Nevamar: Solids, Woodgrains, Stones and Abstracts in ARP (-T) finish

A minimum charge of \$500 net per HPL color will be applied to each order.

Call customer service for pricing for all other HPLs.

Additional lead times required for HPL orders depending on material availability and order complexity.

## high pressure laminate (HPL) pricing chart

Most DeskMakers product is made of Thermofuse laminate (TFL). As such, there is an upcharge for ordering product in high pressure laminate (HPL). This upcharge varies based on the product and the size of the HPL order.

Please note that only the portion of the order in HPL will be calculated to determine the level of HPL upcharges.

HPL is always available with DeskMakers standard 2MM edgebanding. Special order matching PVC 2MM edgebanding may be available for orders \$25,000 List or larger, call customer service for pricing.


Product Category	Option Code	HPL UPCHARGE
<b>WORKSURFACES</b> All Shapes <i>Top surface HPL</i>	OP-HPL1-25-??	60%
<b>CASEGOODS</b> Top HPL only, balance TFL	OP-HPL1-1-??	25%
<b>CASEGOODS</b> Entire Unit HPL	OP-HPL1-4-??	120%
<b>CASEGOODS</b> HPL Drawer Fronts only	OP-HPL1-2-??	20%
<b>CASEGOODS</b> Top HPL and HPL Drawer Fronts	OP-HPL1-3-??	30%

# hover lite

## pulls


## standard pulls

Pulls are included on all drawers and cabinet doors for no upcharge.



\*The 125SN/BL pull is 7.5" long. On lateral file drawers and larger cabinet doors a longer 12.5" pull in the same style will be used. This may be identified as a "127SN/BL" pull on your acknowledgment.


edges



A1

**group a**


1-1/8" thick top  
2mm PVC edge



K1

**group k**

1-1/8" thick MDF top  
2mm PVC Knife edge




P1

**group p**


1" thick top  
exposed plywood edge

hover lift base finishes


standard




Heather Gray



Midnight



Fresh Snow



Asphalt

premium - 10% upcharge (OP-COLOR)



Barn Red



Blood Orange



Sunset



Lemon Yellow



Moss



Hunter



Denim




Deep Ocean


hover reach base finishes

standard


premium - 10% upcharge (OP-COLOR)



Silver



Black




White


hover boost base finishes

standard


premium - 10% upcharge (OP-COLOR)



Silver



Black



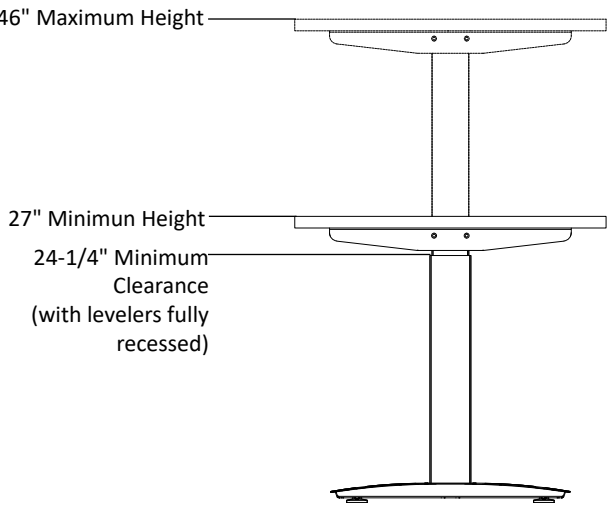
White

Hover Lift Height Adjustable Bases



Features


Number of Legs	2 or 3
Height Range w/ Worksurface	27" - 46"
Number of Stages	2
Worksurface Lengths	48" - 84" in 6" increments
Worksurface Depths	24", 30" & 36"
Lifting Capacity	250 lbs (includes worksurface)
Adjustment Speed	1.5"/second
Cord Length	118" long
Finishes	4 standard, 8 at upcharge
Frame	Size Specific
Column Shape	Square
Safety	Anti-Collision Option



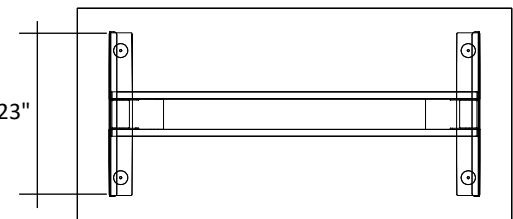
Foot Length

A 60" long worksurface is shown in examples below. The base will 9" shorter that the top, with a 4 1/2" inset on each side when centered.

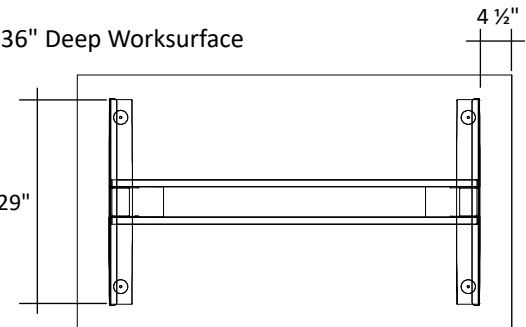
24" Deep Worksurface



30" Deep Worksurface



36" Deep Worksurface



\* 29" foot may also be specified for 30" worksurfaces.

Standard Up/Down Control



- Standard on Hover Lift bases
- Simple Up/Down function
- After 2 minutes defaults control box to standby mode

Programmable Digital Control



- Add-on option for Hover Lift bases : AC-CNTL-DIGI for \$239
- Save 4 different positions
- LCD display
- Set in centimeters or inches
- After 2 minutes defaults control box to standby mode

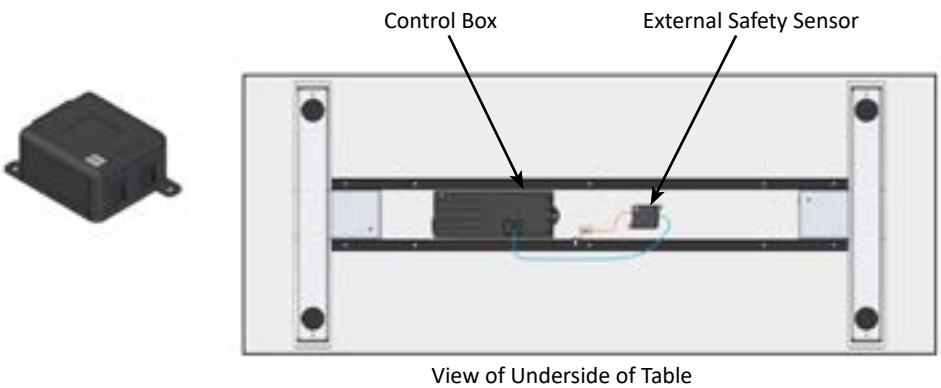
Locking Casters

The Hover Lift height adjustable bases are available with optional locking casters. Casters increase the overall table height by 2".



External Safety Sensor

An External Safety Sensor is able to detect even the smallest deformation. When a collision or restriction of movement is detected, the External Safety Sensor triggers the motors to move in the opposite direction to release the pinched obstacle. The External Safety Sensor can be added to the Hover Lift bases after installation. AC-DRBK-OMT for \$319.



All Hover electric height adjustable bases are equipped with Intelligent System Protection (ISP). ISP is used to protect base motors, control boxes and internal components from damage resulting from collision or restriction of movement. The ISP is not intended for protection of the end user, and is less sensitive than the External Safety Sensor.

# hover lite

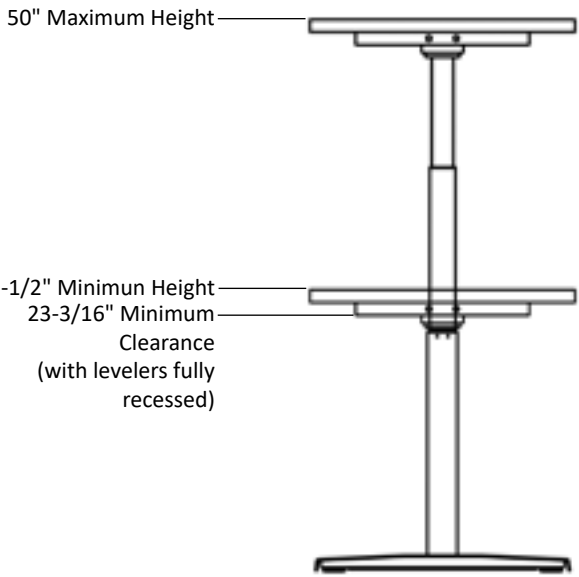
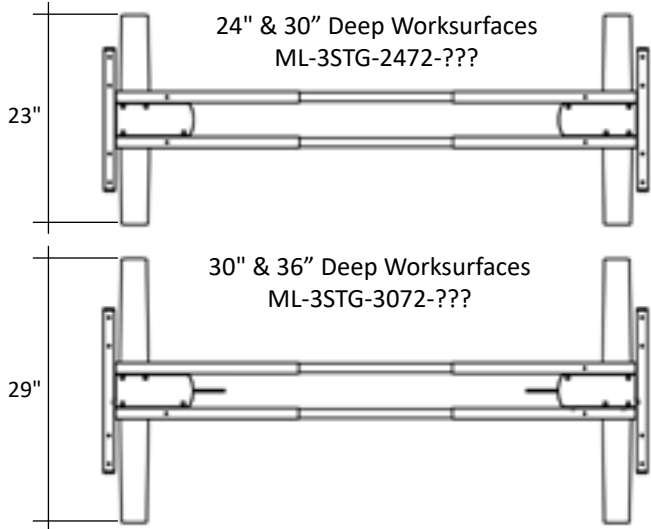
## Hover Reach Height Adjustable Bases



### Features

Number of Legs	2 or 3
Height Range w/ Worksurface	22.75" - 49"
Number of Stages	3
Worksurface Lengths	42" - 72" (Up to 84" w/ ext. kit)
Worksurface Depths	24", 30" & 36"
Lifting Capacity	220 lbs (includes worksurface)
Adjustment Speed	1.4"/second
Cord Length	72" long
Finishes	Silver
Frame	Adjustable
Column Shape	Square
Safety	Anti-Collision Built-in

### Foot Length



### Quick Install Legs

- Ships in 1 box
- No tools required for assembly.

### Programmable Digital Control

- Save 3 different positions
- LCD display
- Set in centimeters or inches
- Power standby mode
- Standard with Hover Reach

# hover lite

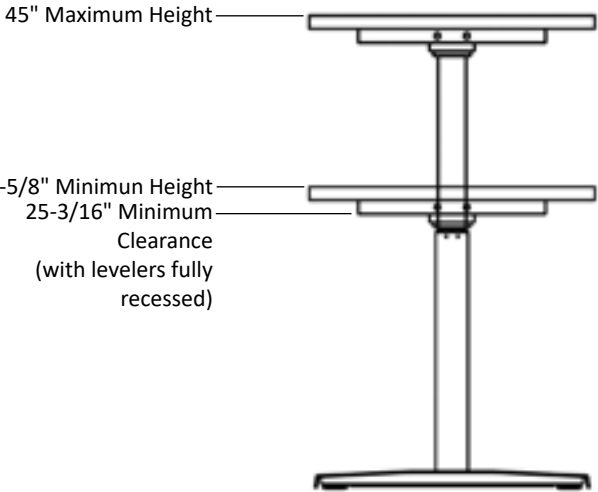
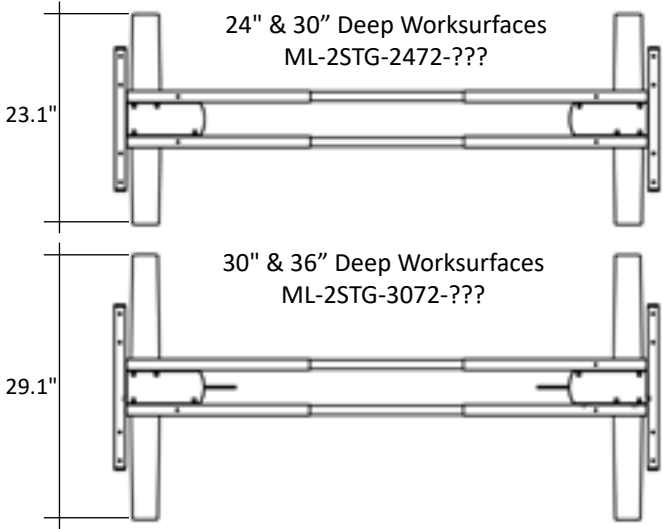
## Hover Boost Height Adjustable Bases



### Features

Number of Legs	2
Height Range w/ Worksurface	27.75" - 47.4"
Number of Stages	2
Worksurface Lengths	42" - 72" (Up to 84" w/ ext. kit)
Worksurface Depths	24", 30" & 36"
Lifting Capacity	200 lbs (includes worksurface)
Adjustment Speed	1.42"/second
Cord Length	72" long
Finishes	Black, White, Silver
Frame	Adjustable
Column Shape	Square
Safety	Anti-Collision Built-in

### Foot Length



### Quick Install Legs

- Ships in 1 box
- No tools required for assembly.

### Programmable Digital Control

- Save 3 different positions
- LCD display
- Set in centimeters or inches
- Power standby mode
- Standard with Hover Boost



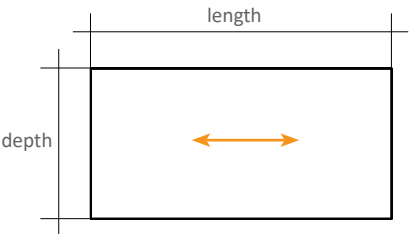
worksurfaces

finishes

- 1-1/8" thick thermally fused laminate (TFL) with multiple edge options
- 1-1/8" thick high pressure laminate (HPL) with multiple edge options
- 1" thick HPL with exposed plywood core
- 1-1/8" thick HPL with MDF core and PVC knife edge

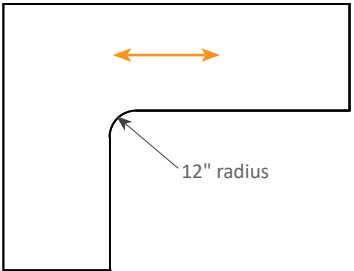
grain direction

rectangular



- Depths include 24", 30" and 36".
- Lengths include 48" to 84" in 6" increments.
- All dimensions are actual.

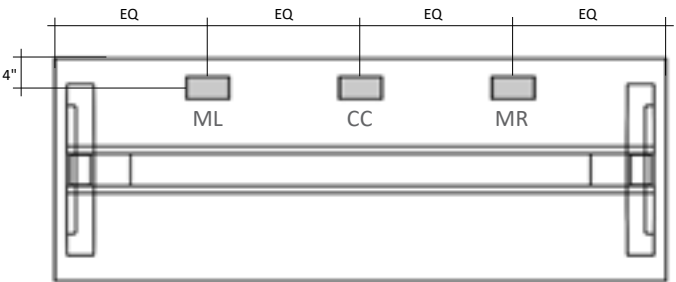
90 degree



- Depths include 24"/24" and 30"/24".
- Lengths include 66", 72" and 78".
- Widths include 42", 48", 54" and 60".
- All dimensions are actual.

grommet locations

Three grommet locations are available on Ascend worksurfaces. Grommets are placed 4" on center from the edge opposite the user edge. "CC" is centered on the length of the worksurface. "ML" and "MR" (middle left and middle right) are evenly spaced in fourths of the worksurface length.



external wire managers

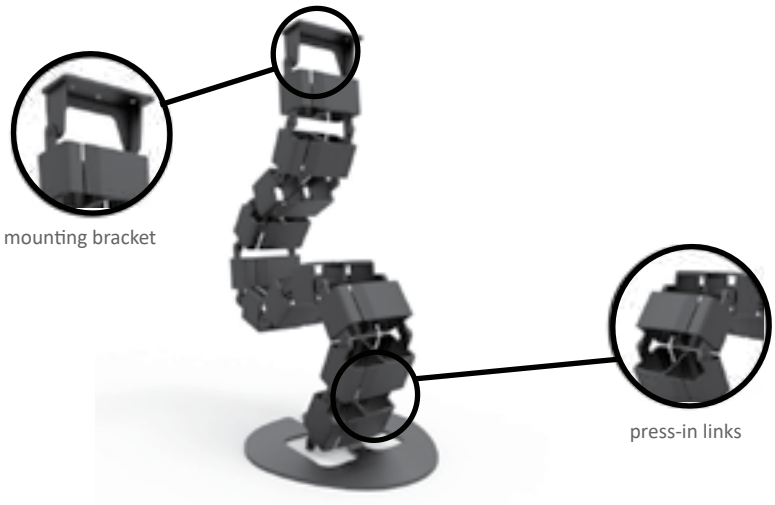
cable carrier wire manager

The cable carrier wire manager is a fixed 36" long channel, with mounting brackets at both ends. Available in black. Links are 1-1/2" by 1-1/2".



cable spine wire manager

The cable spine wire manager is 50" long and features a mounting bracket on one end and a detachable metal base plate at the other. The links are 1-1/4" by 2-1/2" and can be easily disconnected to adjust the over-all length if needed. It is available in black, silver and white.





Hover Lite offers three different beams with a variety of electrical options, from simple and concealed to robust and easily accessed.

**grommet beam**



The grommet beam includes access grommets on the top allowing the electrical to be completely concealed. All electrical is specified separately to give several options.

**V2 beam**



The V2 beam includes hardwire Cove units mounted on the side panels allowing easy access to the electrical and data. Each Cove unit includes four simplex outlets, two charging USB ports and a knock out for a telecom plate. All cables will be specified separately.

**S1 beam**

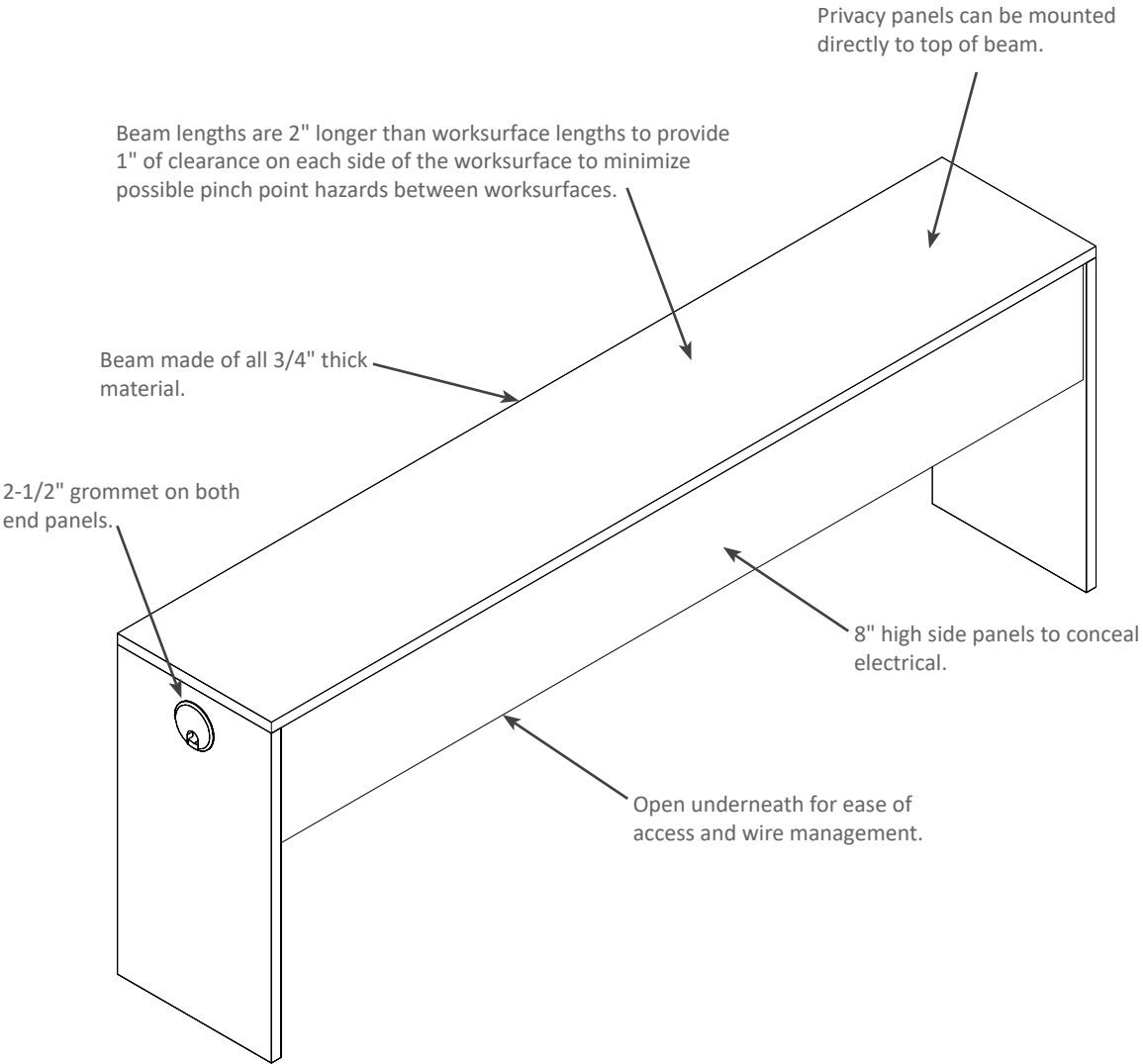


The S1 beam includes hardwire S1 units mounted on the side panels allowing easy access to the electrical and data. Each S1 unit includes four simplex outlets and a knock out for a telecom plate. S1 beams are available in four circuit, single circuit and ASHRAE 90.1/ Title 24 four circuit units. All cables will be specified separately.

**beam construction**

Hover Lite beams provide structure to route and conceal power, data and voice from floor core or wall locations to multiple workstations. Hover Lite beams allow privacy panels to be mounted directly to beam tops or worksurfaces.

- General Specifications:
- Beam Width: 12".
  - Beam Height: 23", plus levelers.
  - Available in lengths 50"-86" in 6" increments.

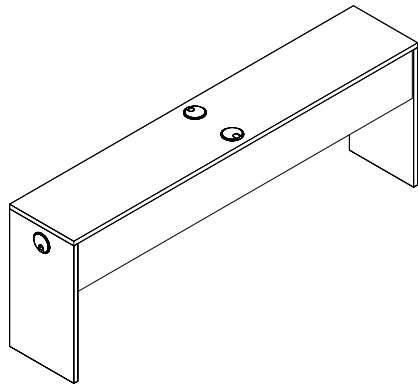


grommet beam



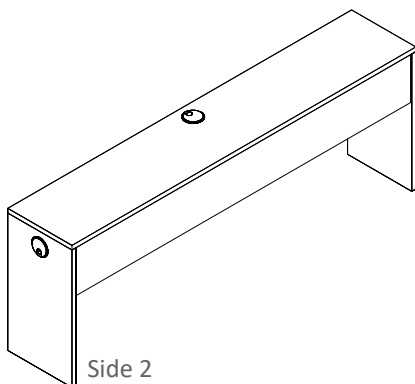
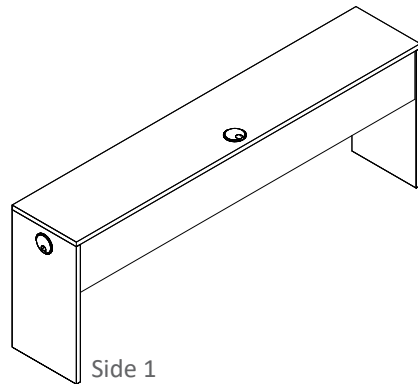
double sided grommet beam

Both sides of the double sided grommet beam are identical.



single sided grommet beam

One side of the single sided grommet beam has a grommet on the top while the opposite side is blank. There are not left or right units because both end panels have a grommet.



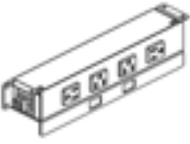
electrical options for grommet beam

single sided power blocks

Grommet beams do not contain any electrical components allowing a variety of power options from minimal to robust. Single sided power blocks can be mounted on both the underside of the top and on the side panels.

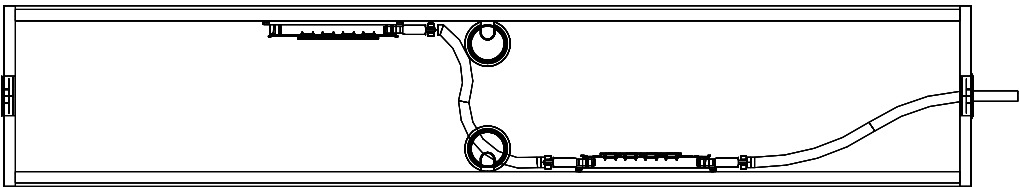


S1 System Single Sided  
Power Block - 4 Circuits

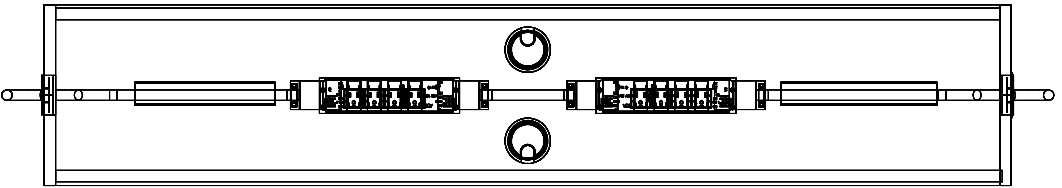


V2 System Undermount  
Power Block - 2 Circuits

mounting to side panels

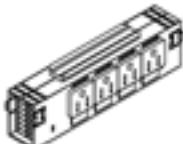


mounting to underside of top



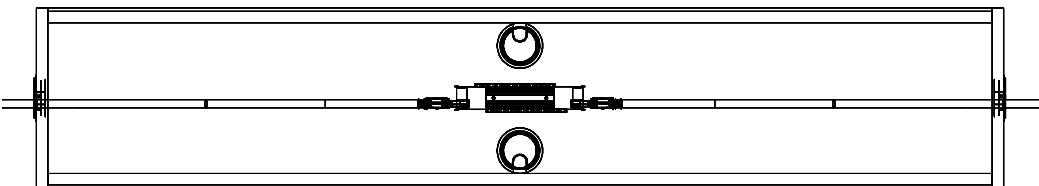
double sided power blocks

The S1 system double sided power block can be mounted anywhere on the underside of the top.



S1 System Single Sided  
Power Block - 4 Circuits

mounting to underside of top

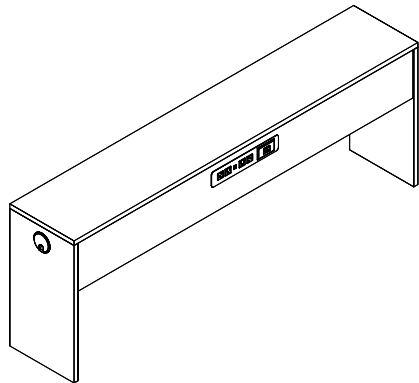


V2 beam



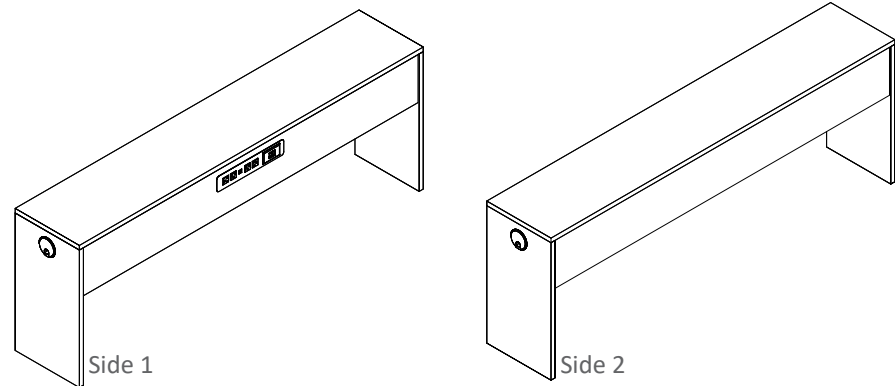
double sided V2 beam

Both sides of the double sided V2 beam are identical.



single sided V2 beam

One side of the single sided V2 beam has a cove power unit on the side panel while the opposite side is blank. There are not left or right units because both end panels have a grommet.



electrical for V2 beam

cove power units

V2 beams include Cove hardwire units. The double sided beam has two units and the single sided beam has one unit. Interlinking cables, starter cable and data units should be specified separately.




specifications

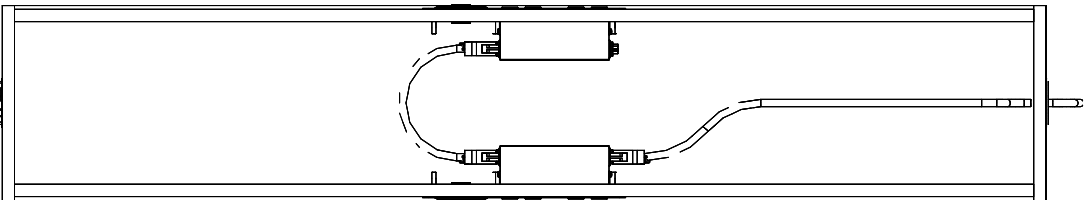
- (4) Power outlets
- (2) 2.1A USB charging ports
- (1) cutout for interface plate (not included)
- Clamp mount
- Available finishes: Black, Silver and White

V2 cables

Cove hardwire units are two circuit units. The maximum number of Cove units that can be linked together is eight.



wire diagram

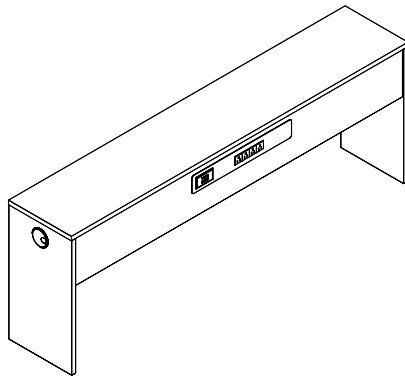


S1 beam



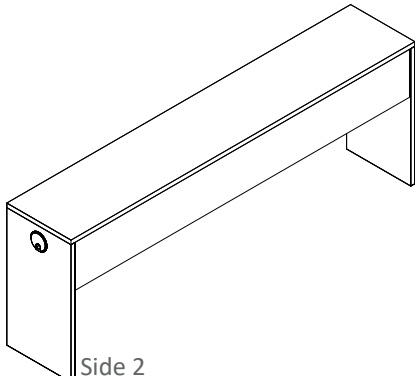
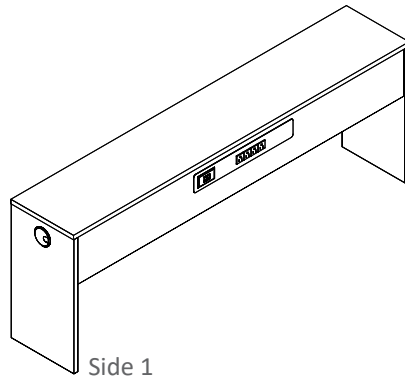
double sided S1 beam

Both sides of the double sided S1 beam are identical.



single sided S1 beam

One side of the single sided S1 beam has a cove power unit on the side panel while the opposite side is blank. There are not left or right units because both end panels have a grommet.



electrical for S1 beam

S1 power units

S1 beams include S1 hardwire or coded units. The double sided beam has two units and the single sided beam has one unit. Interlinking cables, starter cable and data units should be specified separately.



specifications

- (4) Power outlets
- (1) cutout for interface plate (not included)
- Concealed screw mount
- Available finishes: Black, Silver and White
- Silver and white units have grey outlets and black units have black outlets

S1 cables

S1 hardwire units are available in four circuit, single circuit and ASHRAE 90.1/Title 24 four circuit units. The maximum number of four circuit S1 units that can be linked together is sixteen. The maximum number of single circuit S1 units that can be linked together is eight.



S1 Corded Starter Cable



S1 Hardwire Interconnecting Cable



S1 3-Way Flex Connector

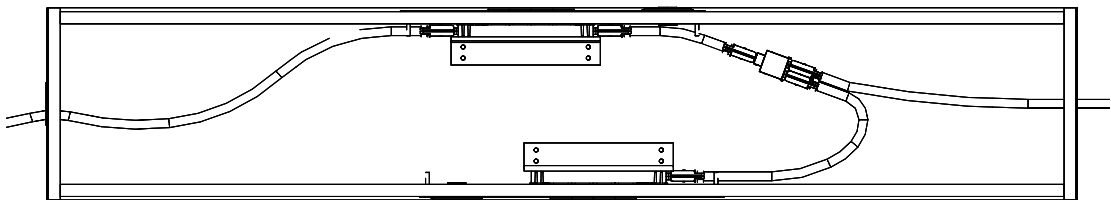


S1 Hardwire Starter Cable



S1 3-Way Rigid Connector

wire diagram





wire management inside beams


wire grip

The wave-shaped wire grip cable manager screws to the underside of a surface and allows for easy cable organization by pinching and holding them in place between the plastic loops. It is 5.75" long and 1.75" wide and high.



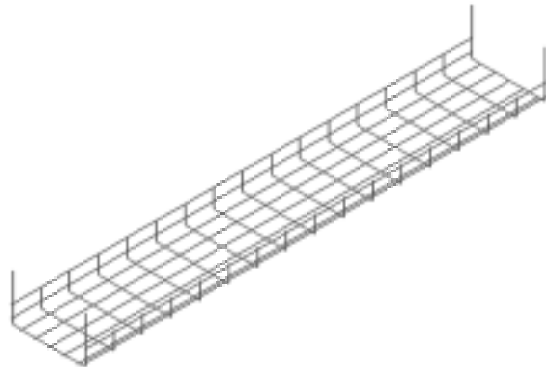
cable tray

The cable tray wire manager is a low profile aluminum wire manager that is appropriate for use either inside the Hover Lite Beam or under a work surface. It mounts with wood screws (included). The tray is 2.5" wide and 3.5" high and available in five lengths: 20", 32", 44", 56", and 68".



wire basket

The wire basket wire manager is made of metal and has integrated brackets for quick installation. The basket is 8" wide and 2" high, with an overall height of 5", so it will fit neatly inside a Hover Lite Beam to contain power and data cables. Available in lengths 36" to 72" in 6" increments.



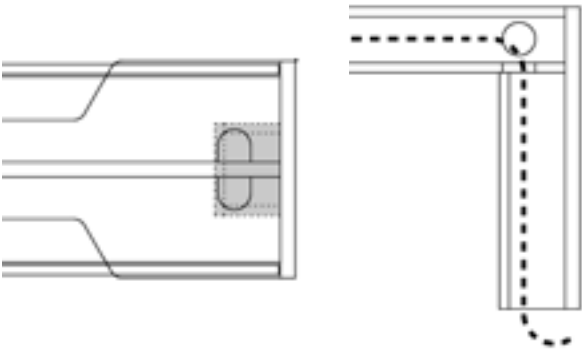
g-channel

G-Channel Wire Manager is 1-1/2" wide by 1-1/2" high and has a flexible corner opening to easily insert wires. Mounts to the panel of the Hover Lite beam with screws, staples or double-sided tape. Available in eight foot lengths and can easily be cut into smaller sections.



hover u-shaped wire channel

Hover U-Shaped Wire Channel is used to conceal power and data cables routing from infeed locations into beam. Attaches to end panel with magnetic catches. U-Shaped Wire Management Channel is 7"w x 5"d x 18"h.



flex wire manager

Flex wire manager is 5-3/8" long by 1-1/2" wide and can be attached to panels with screws. Made of grey plastic.



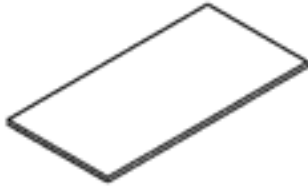





velcro wire manager

Velcro wire manager is 3-1/2" long by 1-3/4" wide and can be attached to panels with double-sided tape. Made of black plastic with black velcro.



rectangular workspace

TFL and HPL

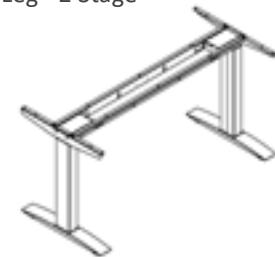
			TFL		HPL		
			1-1/8" Thick Standard TFL  2mm PVC	1-1/8" Thick Premium TFL  2mm PVC	1-1/8" Thick Standard HPL  2mm PVC	1-1/8" Thick MDF Core  2mm PVC Knife	1" Thick Plywood Core  Exposed Plywood
Model Number	Depth	Length	T1-A1	T2-A1	H1-A1	H1-K1	H1-P1
24" Deep							
HV-WS01-2448-??-??	24	48	\$350	\$385	\$590	\$685	\$1,073
HV-WS01-2454-??-??	24	54	\$351	\$386	\$593	\$691	\$1,085
HV-WS01-2460-??-??	24	60	\$354	\$389	\$595	\$698	\$1,097
HV-WS01-2466-??-??	24	66	\$356	\$392	\$598	\$703	\$1,109
HV-WS01-2472-??-??	24	72	\$359	\$395	\$599	\$708	\$1,121
HV-WS01-2478-??-??	24	78	\$440	\$485	\$758	\$890	\$1,413
HV-WS01-2484-??-??	24	84	\$443	\$487	\$761	\$895	\$1,425
30" Deep							
HV-WS01-3048-??-??	30	48	\$474	\$521	\$827	\$954	\$1,504
HV-WS01-3054-??-??	30	54	\$476	\$524	\$828	\$961	\$1,516
HV-WS01-3060-??-??	30	60	\$478	\$525	\$831	\$966	\$1,528
HV-WS01-3066-??-??	30	66	\$479	\$527	\$833	\$972	\$1,540
HV-WS01-3072-??-??	30	72	\$481	\$529	\$836	\$977	\$1,552
HV-WS01-3078-??-??	30	78	\$606	\$667	\$1,073	\$1,246	\$1,982
HV-WS01-3084-??-??	30	84	\$608	\$669	\$1,075	\$1,253	\$1,994
36" Deep							
HV-WS01-3648-??-??	36	48	\$476	\$524	\$828	\$961	\$1,516
HV-WS01-3654-??-??	36	54	\$478	\$525	\$831	\$966	\$1,528
HV-WS01-3660-??-??	36	60	\$479	\$527	\$833	\$972	\$1,540
HV-WS01-3666-??-??	36	66	\$481	\$529	\$836	\$977	\$1,552
HV-WS01-3672-??-??	36	72	\$484	\$532	\$839	\$982	\$1,564
HV-WS01-3678-??-??	36	78	\$608	\$669	\$1,075	\$1,253	\$1,994
HV-WS01-3684-??-??	36	84	\$610	\$671	\$1,078	\$1,258	\$2,007

- TFL worksurfaces are only available with DeskMakers standard 2MM PVC edgebanding.
- HPL worksurfaces with 2mm PVC edges are only available with DeskMakers standard 2MM PVC edgebanding.
- Grain runs the length on all worksurfaces.
- Please see the Cleaning and Care Guide for maintenance information.

hover lite

Hover Lift height adjustable bases

Electric - 2 Leg - 2 Stage



Model Number	T-Foot Length	Worksurface Depth	Worksurface Length	Price
For 24" and 30" deep worksurfaces				
HV-AE23-2448-??	23	24/30	48	\$2,552
HV-AE23-2454-??	23	24/30	54	\$2,567
HV-AE23-2460-??	23	24/30	60	\$2,571
HV-AE23-2466-??	23	24/30	66	\$2,588
HV-AE23-2472-??	23	24/30	72	\$2,599
HV-AE23-2478-??	23	24/30	78	\$2,613
HV-AE23-2484-??	23	24/30	84	\$2,699
For 30" and 36" deep worksurfaces				
HV-AE29-3648-??	29	30/36	48	\$2,591
HV-AE29-3654-??	29	30/36	54	\$2,606
HV-AE29-3660-??	29	30/36	60	\$2,610
HV-AE29-3666-??	29	30/36	66	\$2,627
HV-AE29-3672-??	29	30/36	72	\$2,638
HV-AE29-3678-??	29	30/36	78	\$2,652
HV-AE29-3684-??	29	30/36	84	\$2,738

- Please specify base finish when ordering. Premium colors available with 10% increase, OP-COLOR. See page 9 for finish options.
- Tops specified separately.
- Bases ship unassembled.
- Includes adjustable glides. 2" high Casters available, add OP-CAST-OMT-A for \$136 (set of 4).
- Programmable digital control available, add AC-CNTL-DIGI for \$239.
- External safety sensor available, add AC-DRBK-OMT for \$319.
- NOTE: Height adjustable bases have special discounting, please contact your local representative.

Hover Reach Height Adjustable Bases - 2 Leg for Rectangular Worksurfaces

Electric - 3 Stage



Model Number	T-Foot Length	Worksurface Width	Worksurface Length	Price
For 24" and 30" Deep Worksurfaces				
ML-3STG-2472-SLV	23	24/30	48/72	\$1,064
For 30" and 36" Deep Worksurfaces				
ML-3STG-3072-SLV	29	30/36	48/72	\$1,096

- Silver finish standard.
  - Tops specified separately. Bases ship unassembled with tool-free quick-install components.
  - Includes adjustable steel frame, adjustable glides and programmable digital control.
  - Base can accomodate tops up to 84" with the addition of ML-2LEG-EXKT for \$348
- NOTE: Height adjustable bases have special discounting, please contact your local representative.

Hover Boost Height Adjustable Bases - 2 Leg for Rectangular Worksurfaces

Electric - 2 Stage



Model Number	T-Foot Length	Worksurface Width	Worksurface Length	Price
For 24" and 30" Deep Worksurfaces				
ML-2STG-2472-???	23	24/30	42/72	\$886
For 30" and 36" Deep Worksurfaces				
ML-2STG-3072-???	29	30/36	42/72	\$913

- Silver finish standard. Black and White may require additional lead time.
  - Tops specified separately. Bases ship unassembled with tool-free quick-install components.
  - Includes adjustable steel frame, adjustable glides and programmable digital control.
  - Base can accomodate tops up to 84" with the addition of ML-2LEG-EXKT for \$348
- NOTE: Height adjustable bases have special discounting, please contact your local representative.

cable carrier



Model Number	Color	Length	Price
AC-MGMT-CBLC-BK			\$220

- Plastic material. Black finish.
- For use to run cords between a height adjustable desk and a trough or other fixed furniture, mounts at both ends.
- Channel size is 1-1/2" x 1-1/2". 36" long.
- Includes brackets and installation screws.

cable spine wire manager

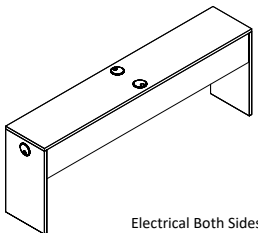


Model Number	Color	Length	Price
AC-MGMT-CS50-BK	black	50"	\$135
AC-MGMT-CS50-SV	silver	50"	\$135
AC-MGMT-CS50-WT	white	50"	\$135

- Plastic material. Includes mounting bracket, and metal base plate. Links easily disconnect to adjust length.
- Links are 1-1/4" x 2-1/2".
- Appropriate for use with height adjustable or fixed height tables.



grommet beam  
double sided

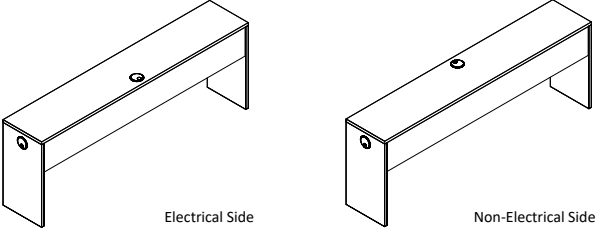


Model Number	Depth	Width	Height	T1	T2
HL-TGRD-2344-??	12	44	23	\$780	\$858
HL-TGRD-2350-??	12	50	23	\$797	\$876
HL-TGRD-2356-??	12	56	23	\$865	\$951
HL-TGRD-2362-??	12	62	23	\$881	\$969
HL-TGRD-2368-??	12	68	23	\$896	\$986
HL-TGRD-2374-??	12	74	23	\$966	\$1,062
HL-TGRD-2380-??	12	80	23	\$980	\$1,078
HL-TGRD-2386-??	12	86	23	\$997	\$1,096

- Beam is constructed of all 3/4" thick material.
- All electrical specified separately.
- Includes one 2-1/2" grommet on each end panel and two 2-1/2" grommets on top.
- Includes leveling glides.

hover lite


grommet beam  
single sided




Model Number	Depth	Width	Height	T1	T2
HL-TGRS-2344-??	12	44	23	\$777	\$855
HL-TGRS-2350-??	12	50	23	\$793	\$873
HL-TGRS-2356-??	12	56	23	\$862	\$948
HL-TGRS-2362-??	12	62	23	\$878	\$966
HL-TGRS-2368-??	12	68	23	\$893	\$982
HL-TGRS-2374-??	12	74	23	\$962	\$1,059
HL-TGRS-2380-??	12	80	23	\$977	\$1,075
HL-TGRS-2386-??	12	86	23	\$993	\$1,093

- Beam is constructed of all 3/4" thick material.
- All electrical specified separately.
- Includes one 2-1/2" grommet on each end panel and two 2-1/2" grommets on top.
- Includes leveling glides.


### S1 system single sided power block

	Model Number		Price
	AC-ELS1-04	Circuits 1,2,3 & 4 outlets	\$190
	AC-ELS1-04-1CE	All Circuit 1 outlets	\$201
	AC-ELS1-04-T24C	Title 24: Circuits 2 & 4 Controlled	\$214
<div>- 8-wire 4-circuit system. Max 4 connection boxes per circuit, with a total of 16 connection boxes on one hardwire starter when all 4 circuits are used.</div> <div>- Includes S1 Power Connection Box.</div>			


### S1 system double sided power block

	Model Number		Price
	AC-ELS1-08	Circuits 1,2,3 & 4 outlets	\$272
	AC-ELS1-08-1CE	All Circuit 1 outlets	\$263
	AC-ELS1-08-T24C	Title 24: Circuits 2 & 4 Controlled	\$301
<div>- 8-wire 4-circuit system. Max 2 connection boxes per circuit, with a total of 8 connection boxes on one hardwire starter when all 4 circuits are used.</div> <div>- Includes S1 Power Connection Box and mounting bracket.</div>			

### S1 system data + power pak


	Model Number		Price
	AC-ELS1-05	Circuits 1,2,3 & 4 outlets	\$449
	AC-ELS1-05-1CE	All Circuit 1 outlets	\$449
	AC-ELS1-05-T24C	Title 24: Circuits 2 & 4 Controlled	\$491
<div>- 8-wire 4-circuit system. Max 4 connection boxes per circuit, with a total of 16 connection boxes on one hardwire starter when all 4 circuits are used.</div> <div>- Includes S1 Power Connection Box and chassis with two decora size cut-outs for interface plates.</div> <div>- Includes 2 interface plates with data jack knockouts.</div>			

### V2 system single sided power block


	Model Number		Price
	AC-ELV2-04-1CE	Circuit 1	\$408
	AC-ELV2-04-2CE	Circuit 2	\$408
<div>- Includes four power outlets.</div> <div>- Includes two cut-outs for RJ45 CAT6 data keystone jacks. Keystone jacks not included.</div> <div>- Black finish only.</div>			

## hover lite


### S1 system interconnecting cable

	Model Number		Length	Price
	AC-ELS1-02-12		12" length	\$136
	AC-ELS1-02-18		18" length	\$172
	AC-ELS1-02-24		24" length	\$210
	AC-ELS1-02-36		36" length	\$220
	AC-ELS1-02-42		42" length	\$223
	AC-ELS1-02-48		48" length	\$243
	AC-ELS1-02-54		54" length	\$251
	AC-ELS1-02-60		60" length	\$259
	AC-ELS1-02-66		66" length	\$264
	AC-ELS1-02-72		72" length	\$283
	AC-ELS1-02-78		78" length	\$286
	AC-ELS1-02-84		84" length	\$301
	AC-ELS1-02-90		90" length	\$316
	AC-ELS1-02-96		96" length	\$325
<div>- Interconnect cables continue the power supply between multiple power blocks.</div> <div>- Includes two female ends.</div>				

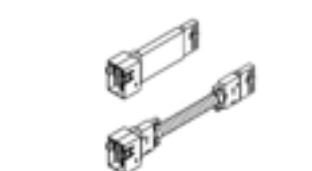
### S1 system hardwire starter cable

	Model Number		Length	Price
	AC-ELS1-11-72		72" length	\$259
	AC-ELS1-11-108		108" length	\$324
	AC-ELS1-11-144		144" length	\$388

### S1 system 20amp plug starter cable

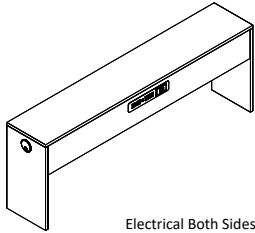
	Model Number		Length	Price
	AC-ELS1-10-72		72" length	\$401
<div>- Can only be used with S1 System power blocks with all circuit 1 outlets.</div> <div>- Includes 15amp converter.</div>				

### S1 system 3-way connectors

	Model Number		Type	Length	Price
	AC-ELS1-13-4		Rigid	4" length	\$156
	AC-ELS1-12-12		Flex Cable	12" length	\$192
<div>- Includes two male and one female ends.</div>					

### V2 beam

double sided

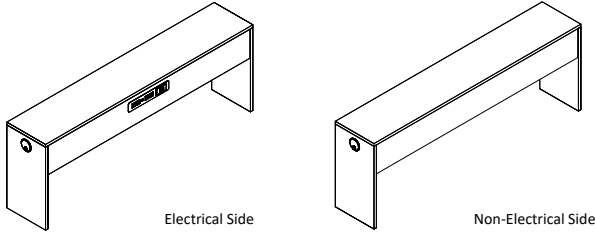


Model Number	Depth	Width	Height	T1	T2
HL-T2CD-2344-??	12	44	23	\$2,526	\$2,779
HL-T2CD-2350-??	12	50	23	\$2,542	\$2,797
HL-T2CD-2356-??	12	56	23	\$2,611	\$2,872
HL-T2CD-2362-??	12	62	23	\$2,627	\$2,890
HL-T2CD-2368-??	12	68	23	\$2,642	\$2,906
HL-T2CD-2374-??	12	74	23	\$2,711	\$2,982
HL-T2CD-2380-??	12	80	23	\$2,726	\$2,999
HL-T2CD-2386-??	12	86	23	\$2,742	\$3,017

- Beam is constructed of all 3/4" thick material.
- Includes two power units. Starter cable and interconnecting cables specified separately.
- Includes one 2-1/2" grommet on each end panel and two 2-1/2" grommets on top.
- Includes leveling glides.

### V2 beam

single sided



Model Number	Depth	Width	Height	T1	T2
HL-T2CS-2344-??	12	44	23	\$1,650	\$1,815
HL-T2CS-2350-??	12	50	23	\$1,666	\$1,833
HL-T2CS-2356-??	12	56	23	\$1,735	\$1,908
HL-T2CS-2362-??	12	62	23	\$1,751	\$1,926
HL-T2CS-2368-??	12	68	23	\$1,766	\$1,942
HL-T2CS-2374-??	12	74	23	\$1,835	\$2,019
HL-T2CS-2380-??	12	80	23	\$1,850	\$2,035
HL-T2CS-2386-??	12	86	23	\$1,866	\$2,053

- Beam is constructed of all 3/4" thick material.
- Includes one power unit. Starter cable and interconnecting cables specified separately.
- Includes one 2-1/2" grommet on each end panel and two 2-1/2" grommets on top.
- Includes leveling glides.

## hover lite

### V2 system interconnecting cable



Model Number	Length	Price
AC-ELV2-02-12	12" length	\$122
AC-ELV2-02-18	18" length	\$125
AC-ELV2-02-24	24" length	\$148
AC-ELV2-02-36	36" length	\$189
AC-ELV2-02-48	48" length	\$212
AC-ELV2-02-60	60" length	\$230
AC-ELV2-02-72	72" length	\$251
AC-ELV2-02-84	84" length	\$266
AC-ELV2-02-96	96" length	\$287

- Interconnect cables continue the power supply between multiple power blocks.
- Includes two female ends.

### V2 system hardwire starter cable



Model Number	Length	Price
AC-ELV2-11-72	72" length	\$234
AC-ELV2-11-96	96" length	\$293
AC-ELV2-11-108	108" length	\$320
AC-ELV2-11-144	144" length	\$400

### V2 system 20amp plug starter cable



Model Number	Length	Price
AC-ELV2-01-20A	20amp 72" length	\$397

- Can only be used with circuit 1 connection box.

### V2 system t-junction

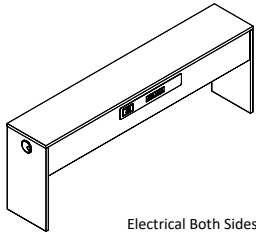


Model Number	Price
AC-ELV2-05-DT	\$212

- Includes one female and two male ends.

### S1 beam

double sided

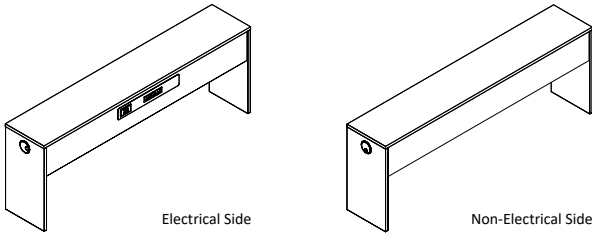


Model Number	Depth	Width	Height	T1	T2
HL-T4CD-2344-4CE-??	12	44	23	\$1,508	\$1,659
HL-T4CD-2350-4CE-??	12	50	23	\$1,525	\$1,678
HL-T4CD-2356-4CE-??	12	56	23	\$1,598	\$1,757
HL-T4CD-2362-4CE-??	12	62	23	\$1,615	\$1,776
HL-T4CD-2368-4CE-??	12	68	23	\$1,631	\$1,794
HL-T4CD-2374-4CE-??	12	74	23	\$1,704	\$1,875
HL-T4CD-2380-4CE-??	12	80	23	\$1,720	\$1,892
HL-T4CD-2386-4CE-??	12	86	23	\$1,737	\$1,911

- Beam is constructed of all 3/4" thick material.
- Includes two power units. Starter cable and interconnecting cables specified separately.
- Includes one 2-1/2" grommet on each end panel and two 2-1/2" grommets on top.
- Includes leveling glides.

### S1 beam

single sided



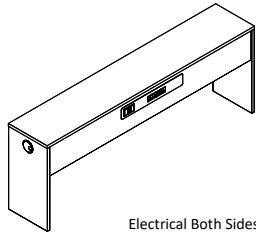
Model Number	Depth	Width	Height	T1	T2
HL-T4CS-2344-4CE-??	12	44	23	\$1,098	\$1,208
HL-T4CS-2350-4CE-??	12	50	23	\$1,115	\$1,226
HL-T4CS-2356-4CE-??	12	56	23	\$1,183	\$1,301
HL-T4CS-2362-4CE-??	12	62	23	\$1,271	\$1,398
HL-T4CS-2368-4CE-??	12	68	23	\$1,287	\$1,416
HL-T4CS-2374-4CE-??	12	74	23	\$1,361	\$1,497
HL-T4CS-2380-4CE-??	12	80	23	\$1,376	\$1,514
HL-T4CS-2386-4CE-??	12	86	23	\$1,394	\$1,533

- Beam is constructed of all 3/4" thick material.
- Includes one power unit. Starter cable and interconnecting cables specified separately.
- Includes one 2-1/2" grommet on each end panel and two 2-1/2" grommets on top.
- Includes leveling glides.

### hover lite

### S1 beam

double sided

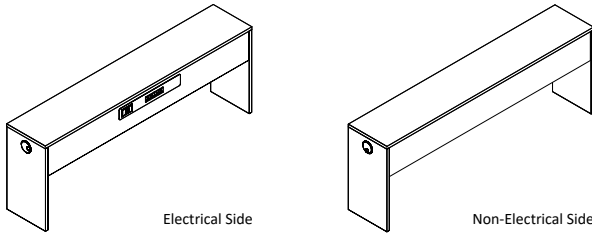


Model Number	Depth	Width	Height	T1	T2
HL-T4CD-2344-1CE-??	12	44	23	\$1,508	\$1,659
HL-T4CD-2350-1CE-??	12	50	23	\$1,525	\$1,678
HL-T4CD-2356-1CE-??	12	56	23	\$1,598	\$1,757
HL-T4CD-2362-1CE-??	12	62	23	\$1,615	\$1,776
HL-T4CD-2368-1CE-??	12	68	23	\$1,631	\$1,794
HL-T4CD-2374-1CE-??	12	74	23	\$1,704	\$1,875
HL-T4CD-2380-1CE-??	12	80	23	\$1,720	\$1,892
HL-T4CD-2386-1CE-??	12	86	23	\$1,737	\$1,911

- Beam is constructed of all 3/4" thick material.
- Includes two power units. Starter cable and interconnecting cables specified separately.
- Includes one 2-1/2" grommet on each end panel and two 2-1/2" grommets on top.
- Includes leveling glides.

### S1 beam

single sided

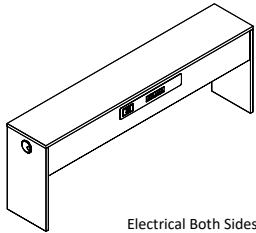


Model Number	Depth	Width	Height	T1	T2
HL-T4CS-2344-1CE-??	12	44	23	\$1,164	\$1,281
HL-T4CS-2350-1CE-??	12	50	23	\$1,181	\$1,300
HL-T4CS-2356-1CE-??	12	56	23	\$1,254	\$1,379
HL-T4CS-2362-1CE-??	12	62	23	\$1,271	\$1,398
HL-T4CS-2368-1CE-??	12	68	23	\$1,287	\$1,416
HL-T4CS-2374-1CE-??	12	74	23	\$1,361	\$1,497
HL-T4CS-2380-1CE-??	12	80	23	\$1,376	\$1,514
HL-T4CS-2386-1CE-??	12	86	23	\$1,394	\$1,533

- Beam is constructed of all 3/4" thick material.
- Includes one power unit. Starter cable and interconnecting cables specified separately.
- Includes one 2-1/2" grommet on each end panel and two 2-1/2" grommets on top.
- Includes leveling glides.

### S1 beam

double sided

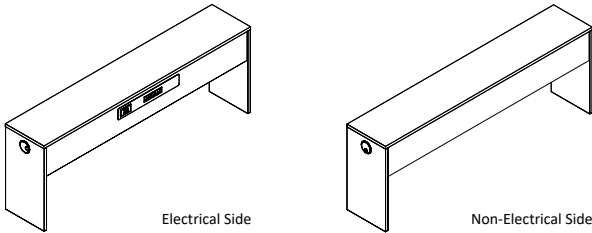


Model Number	Depth	Width	Height	T1	T2
HL-T4CD-2344-T24-??	12	44	23	\$1,521	\$1,673
HL-T4CD-2350-T24-??	12	50	23	\$1,538	\$1,692
HL-T4CD-2356-T24-??	12	56	23	\$1,611	\$1,772
HL-T4CD-2362-T24-??	12	62	23	\$1,628	\$1,791
HL-T4CD-2368-T24-??	12	68	23	\$1,644	\$1,808
HL-T4CD-2374-T24-??	12	74	23	\$1,718	\$1,889
HL-T4CD-2380-T24-??	12	80	23	\$1,733	\$1,907
HL-T4CD-2386-T24-??	12	86	23	\$1,751	\$1,926

- Beam is constructed of all 3/4" thick material.
- Includes two power units. Starter cable and interconnecting cables specified separately.
- Includes one 2-1/2" grommet on each end panel and two 2-1/2" grommets on top.
- Includes leveling glides.

### S1 beam

single sided



Model Number	Depth	Width	Height	T1	T2
HL-T4CS-2344-T24-??	12	44	23	\$1,171	\$1,288
HL-T4CS-2350-T24-??	12	50	23	\$1,188	\$1,307
HL-T4CS-2356-T24-??	12	56	23	\$1,261	\$1,387
HL-T4CS-2362-T24-??	12	62	23	\$1,278	\$1,405
HL-T4CS-2368-T24-??	12	68	23	\$1,293	\$1,423
HL-T4CS-2374-T24-??	12	74	23	\$1,367	\$1,504
HL-T4CS-2380-T24-??	12	80	23	\$1,383	\$1,521
HL-T4CS-2386-T24-??	12	86	23	\$1,400	\$1,540

- Beam is constructed of all 3/4" thick material.
- Includes one power unit. Starter cable and interconnecting cables specified separately.
- Includes one 2-1/2" grommet on each end panel and two 2-1/2" grommets on top.
- Includes leveling glides.

## hover lite

### S1 system interconnecting cable



Model Number	Length	Price
AC-ELS1-02-12	12" length	\$136
AC-ELS1-02-18	18" length	\$172
AC-ELS1-02-24	24" length	\$210
AC-ELS1-02-36	36" length	\$220
AC-ELS1-02-42	42" length	\$223
AC-ELS1-02-48	48" length	\$243
AC-ELS1-02-54	54" length	\$251
AC-ELS1-02-60	60" length	\$259
AC-ELS1-02-66	66" length	\$264
AC-ELS1-02-72	72" length	\$283
AC-ELS1-02-78	78" length	\$286
AC-ELS1-02-84	84" length	\$301
AC-ELS1-02-90	90" length	\$316
AC-ELS1-02-96	96" length	\$325

- Interconnect cables continue the power supply between multiple power blocks.
- Includes two female ends.

### S1 system hardwire starter cable



Model Number	Length	Price
AC-ELS1-11-72	72" length	\$259
AC-ELS1-11-108	108" length	\$324
AC-ELS1-11-144	144" length	\$388

### S1 system 20amp plug starter cable



Model Number	Length	Price
AC-ELS1-10-72	72" length	\$401

- Can only be used with S1 System power blocks with all circuit 1 outlets.
- Includes 15amp converter.


### S1 system 3-way connectors




Model Number	Type	Length	Price
AC-ELS1-13-4	Rigid	4" length	\$156
AC-ELS1-12-12	Flex Cable	12" length	\$192

- Includes two male and one female ends.


g-shaped wire management channel

	Model Number	Length	Price
	AC-MGMT-GCHN	per 8 linear feet	\$83
	<ul style="list-style-type: none"><li>- Channel size is 1-1/2" x 1-1/2".</li><li>- Secures with screws, staples or double-sided tape.</li><li>- Flexible corner opening for easy insertion of wires.</li><li>- Supplied in 8-foot increments only. Must be field installed.</li></ul>		


cable tray

	Model Number	Width	Length	Height	Price
	AC-MGMT-TRAY-20	2 1/2	20	3 1/2	\$85
	AC-MGMT-TRAY-32	2 1/2	32	3 1/2	\$104
	AC-MGMT-TRAY-44	2 1/2	44	3 1/2	\$125
	AC-MGMT-TRAY-56	2 1/2	56	3 1/2	\$191
	AC-MGMT-TRAY-68	2 1/2	68	3 1/2	\$226
	<ul style="list-style-type: none"><li>- Silver (Aluminum).</li><li>- Mounts under desktop or with woodscrews (included).</li><li>- Low-profile wire tray ideal for use with height adjustable desks.</li></ul>				

wire grip

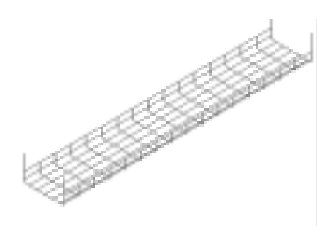
	Model Number	Width	Length	Height	Price
	AC-MGMT-WGRP	5 3/4	1 3/4		\$10
	<ul style="list-style-type: none"><li>- Wave grip wire manager.</li><li>- Secures with screws.</li><li>- Silver/grey plastic.</li></ul>				

u-shaped wire management channel


	Model Number	Width	Depth	Height	Price
	HV-UCHN-18	5	7	18	\$203
	<ul style="list-style-type: none"><li>- 3/4" thermofuse laminate material only.</li><li>- Ships with mounting hardware for securing to table base.</li><li>- Cannot be used to support beams.</li></ul>				

hover lite


wire management baskets

	Model Number	Width	Length	Height	Price
	SY-WMBT-0836	8	36	2	\$141
	SY-WMBT-0842	8	42	2	\$148
	SY-WMBT-0848	8	48	2	\$187
	SY-WMBT-0860	8	60	2	\$207
	SY-WMBT-0872	8	72	2	\$217
	<ul style="list-style-type: none"><li>- Mounting brackets are integrated into basket for ease of installation.</li><li>- Silver finish.</li><li>- Overall height with mounting brackets is 5".</li></ul>				

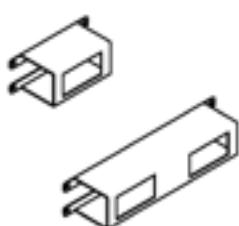
flex wire manager

	Model Number	Width	Length	Price
	AC-MGMT-FLEX	1 1/2	5 3/8	\$17
	<ul style="list-style-type: none"><li>- Price is for one unit.</li><li>- Secures with single screw.</li><li>- Grey plastic.</li></ul>			

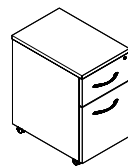
velcro wire manager

	Model Number	Width	Length	Price
	AC-MGMT-VELCRO	1 3/4	3 1/2	\$23
	<ul style="list-style-type: none"><li>- Price is for one unit.</li><li>- Secures with double-sided tape.</li><li>- Black plastic and black velcro.</li></ul>			

telecom plate brackets

	Model Number	Description	Price
	AC-ELBR-DAT1	5.5" x 2" bracket for 1 plate	\$131
	AC-ELBR-DAT2	10.75" x 2" bracket for 2 plates	\$190
	<ul style="list-style-type: none"><li>- Metal material, black finish.</li><li>- Brackets are 2.4" high.</li><li>- Includes interface plates each with two keystone jack cut-outs. Jacks not included.</li><li>- Can be mounted inside Hover Lite beam.</li></ul>		

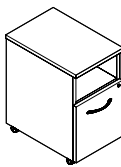
skinny mobile box/file pedestal



Model Number	Width	Depth	Height	T1	T2
SS-SMBF-1812	12	17 3/4	22	\$946	\$1,041
SS-SMBF-2212	12	21 3/4	22	\$991	\$1,090

- Pedestal is finished on all sides.
- Includes five locking casters for stability.
- Lock standard.

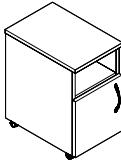
skinny mobile cubby/file pedestal



Model Number	Width	Depth	Height	T1	T2
SS-SMCF-1812	12	17 3/4	22	\$946	\$1,041
SS-SMCF-2212	12	21 3/4	22	\$991	\$1,090

- Pedestal is finished on all sides.
- Includes five locking casters for stability.
- Lock on file drawer.

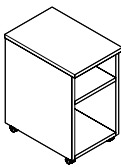
skinny mobile cubby/door pedestal



Model Number	Width	Depth	Height	T1	T2
SS-SMCD-1812	12	17 3/4	22	\$919	\$1,011
SS-SMCD-2212	12	21 3/4	22	\$947	\$1,042

- Pedestal is finished on all sides.
- Includes five locking casters for stability.
- For lock on door, add OP-LOCK-ADD for \$122.

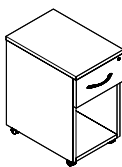
skinny mobile open storage pedestal



Model Number	Width	Depth	Height	T1	T2
SS-SMOS-1812	12	17 3/4	22	\$919	\$1,011
SS-SMOS-2212	12	21 3/4	22	\$947	\$1,042

- Pedestal is finished on all sides.
- Includes five locking casters for stability.

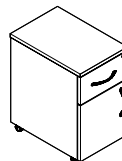
skinny mobile box/open storage pedestal



Model Number	Width	Depth	Height	T1	T2
SS-SMBO-1812	12	17 3/4	22	\$946	\$1,041
SS-SMBO-2212	12	21 3/4	22	\$991	\$1,090

- Pedestal is finished on all sides.
- Includes five locking casters for stability.
- Lock on box drawer.

skinny mobile box/door pedestal



Model Number	Width	Depth	Height	T1	T2
SS-SMBD-1812	12	17 3/4	22	\$919	\$1,011
SS-SMBD-2212	12	21 3/4	22	\$947	\$1,042

- Pedestal is finished on all sides.
- Includes five locking casters for stability.
- Lock on box drawer. For lock on door, add OP-LOCK-ADD for \$122.



Please see website for current Terms and Conditions:  
[www.deskmakers.com](http://www.deskmakers.com)

Limited Lifetime Warranty

(Effective for Furniture Sold as of January 1, 2015)

DeskMakers, Inc. furniture is warranted against defects in material and workmanship given normal usage and care for as long the original purchaser owns it.

DeskMakers will repair or replace at its option, and at its own cost, any product that develops a defect during the warranty period. In some cases, DeskMakers may elect to refund the customer’s original purchase price (less reasonable depreciation) in lieu of repair or replacement. Repair, replacement, or refund is the purchaser’s sole remedy, the choice of which rests solely with DeskMakers. DeskMakers shall not be liable for any incidental or consequential damages including lost profits and loss of use of product.

Limitations:

- The warranty for wood guest chair frames shall be limited to 10 years.
- The warranty for PVC edges, wood veneer edges, HPL edges, mechanical parts such as ball bearing slides, door hinges, floor glides, fabric (except for COM fabrics), seating foam, and wood veneer surfaces shall be limited to five (5) years.
- The warranty for training tables shall be limited to three (3) years.
- The warranty for engineered-to-order “custom” products shall be limited to three (3) years.
- The warranty for height adjustable bases shall be limited to two (2) years on electrical components, five (5) years on mechanical components and ten (10) years on structural components.
- This warranty does not cover:
  - o Normal wear and tear.
  - o The color fastness of any laminate, wood, or fabric, as such colors can fade or darken with normal use and as a result of exposure to light.
  - o Customer’s Own Materials (COM).
  - o Damage caused by placing anything other than hanging files in file drawers.
  - o Rental furniture.
  - o Labor and service.

Normal Usage:

This warranty does not apply to damages or failures resulting from misuse, abuse, negligence, or improper care. For casegoods, tables, and desking, normal usage is limited to 40 hours per week. For seating, normal usage is limited to 40 hours per week by individuals of 250 lbs. or less.

## Showroom Locations

### Los Angeles

Deskmakers Headquarters  
6525 Flotilla Street  
Commerce, CA 90040

---

# DeskMakers

Phone: 323.264.2260 | Fax: 323.725.6960  
[www.deskmakers.com](http://www.deskmakers.com)